



2017 Anti-Doping Rule Violations (ADRVs) Report

This Report is compiled based on decisions received by WADA before 31 May 2019.

Table of Contents

| | Page |
|--|-----------|
| Terms and Abbreviations..... | 3 |
| Explanations and Definitions..... | 3 |
| Introduction..... | 4 |
| Executive Summary..... | 6 |
| Section 1: Outcomes of 2017 AAFs¹ by Sport Category..... | 9 |
| Table 1 - AAF Outcomes by Sport Category..... | 10 |
| Table 2 - AAF Outcomes by Sport Category - ASOIF Sports/Disciplines..... | 10 |
| Table 3 - AAF Outcomes by Sport Category - AIOWF Sports/Disciplines..... | 12 |
| Table 4 - AAF Outcomes by Sport Category - ARISF Sports/Disciplines..... | 13 |
| Table 5 - AAF Outcomes by Sport Category - AIMS Sports/Disciplines..... | 15 |
| Table 6 - AAF Outcomes by Sport Category - IPC Sports/Disciplines..... | 15 |
| Table 7 - AAF Outcomes by Sport Category - Sports/Disciplines for Athletes with an Impairment..... | 16 |
| Table 8 - AAF Outcomes by Sport Category - Other Sports - Code Signatories..... | 16 |
| Table 9 - AAF Outcomes by Sport Category - Other Sports..... | 17 |
| Section 2: Outcomes of 2017 AAFs¹ by Testing Authority Category..... | 19 |
| Table 1 - AAF Outcomes by TA Category..... | 20 |
| Table 2 - AAF Outcomes by TA Category - ASOIF IFs..... | 21 |
| Table 3 - AAF Outcomes by TA Category - AIOWF IFs..... | 21 |
| Table 4 - AAF Outcomes by TA Category - ARISF IFs..... | 22 |
| Table 5 - AAF Outcomes by TA Category - AIMS IFs..... | 22 |
| Table 6 - AAF Outcomes by TA Category - MEOs..... | 22 |
| Table 7 - AAF Outcomes by TA Category - NADOs..... | 23 |
| Table 8 - AAF Outcomes by TA Category - RADOs..... | 24 |
| Table 9 - AAF Outcomes by TA Category - Other Code Signatories..... | 25 |
| Table 10 - AAF Outcomes by TA Category - Regional Sports Organizations | 25 |
| Table 11 - AAF Outcomes by TA Category – National Federations | 26 |
| Table 12 - AAF Outcomes by TA Category – Other Sports Organizations..... | 26 |
| Section 3: Report of 2017 Non-Analytical ADRVs² | 27 |
| Table 1 - Non-Analytical ADRV Cases Committed by Athletes by Sport and Nationality..... | 28 |
| Table 2 - Non-Analytical ADRV Cases Committed by Athletes by Nationality and Sport..... | 30 |
| Table 3 - Non-Analytical ADRV Cases Committed by Athlete Support Personnel by Nationality..... | 32 |
| Table 4 - Non-Analytical ADRVs by Type of Violation-Athletes and Athlete Support Personnel..... | 33 |
| Section 4: Report of 2017 Total Analytical and Non-Analytical ADRVs²..... | 34 |
| Table 1 - Total ADRVs from Athletes by Sport Category..... | 35 |
| Table 2 - Total ADRVs from Athletes - ASOIF Sports by Nationality..... | 35 |
| Table 3 - Total ADRVs from Athletes - AIOWF Sports by Nationality..... | 42 |
| Table 4 - Total ADRVs from Athletes - ARISF Sports by Athlete Nationality..... | 43 |
| Table 5 - Total ADRVs from Athletes - AIMS Sports by Nationality..... | 45 |
| Table 6 - Total ADRVs from Athletes - IPC Sports by Athlete Nationality..... | 47 |
| Table 7 - Total ADRVs from Athletes - Sports for Athletes with an Impairment by Nationality..... | 47 |
| Table 8 - Total ADRVs from Athletes - Other Sports - Code Signatories by Nationality..... | 48 |
| Table 9 - Total ADRVs from Athletes - Other Sports by Nationality..... | 49 |
| Table 10 - Total ADRVs from Athletes by Nationality and Sport..... | 50 |

1 The AAFs in this Report are based on results reported by WADA-accredited Laboratories in ADAMS for samples collected between 1 January 2017 and 31 December 2017.

2 The Non-Analytical ADRVs in this Report refer to ADRVs related to World Anti-Doping Code (Code) Article 2 other than presence of a prohibited substance and based on decisions made in 2017 and received by WADA.

Terms and Abbreviations

| | |
|--------------|---|
| AAF | Adverse Analytical Finding |
| ABP | Athlete Biological Passport |
| ADAMS | Anti-Doping Administration and Management System |
| ADRV | Anti-Doping Rule Violation |
| AIMS | Alliance of Independent Recognized Members of Sport |
| AIOWF | Association of International Olympic Winter Sports Federations |
| ARISF | Association of IOC Recognized International Sports Federations |
| ASOIF | Association of Summer Olympic International Sports Federations |
| ASP | Athlete Support Personnel |
| IF | International Federation |
| IPC | International Paralympic Committee |
| MEO | Major Event Organization |
| NADO | National Anti-Doping Organization |
| NF | National Federation |
| NOC | National Olympic Committee |
| RADO | Regional Anti-Doping Organization |
| TA | Testing Authority |
| TUE | Therapeutic Use Exemption |
| (R) | A discipline which is discontinued in ADAMS based on request of the governing IF, being an event under an existing discipline or being no longer necessary for administrative purposes. |
| - | A "dash" represents "0" (no data) in the tables. |

Explanations and Definitions

Outcomes of AAFs are classified under five categories in this Report:

| | |
|---------------------------|---|
| Medical Reasons: | Cases in which the athlete had or was granted a valid TUE that justified the presence of the prohibited substance in the athlete's sample and cases that are otherwise medically justified AAFs (low-level athletes as per the definition of Athlete in the Code ³). |
| No Case to Answer: | Cases closed at the results management level, excluding TUE cases. Such cases include for example: authorized route of administration for glucocorticosteroids; departure from International Standards; or cases outside of WADA's jurisdiction (including non-Code signatories). |
| No Sanction: | Cases in which the athlete was exonerated following the conclusion of disciplinary proceedings. |
| Pending: | Cases that have not yet been finalized following either the conclusion of disciplinary proceedings or at the results management level. |
| ADRV: | Cases for which a final decision has been rendered and a sanction (i.e., a reprimand or period of ineligibility) was imposed against the athlete following the conclusion of disciplinary proceedings. |

³ The definition of 'Athlete' in the 2015 Code stipulates that "a National Anti-Doping Organization could, for example, elect to test recreational-level competitors but not to require advance TUEs." As a result, when an AAF is reported for a recreational-level athlete, the case can be closed if the athlete provides a documented medical justification for the use of the substance(s).

Introduction to the 2017 ADRVs Report

- ◆ This is the fifth year that WADA publishes the ADRVs Report. The Report illustrates doping offences committed under the World Anti-Doping Code (Code) in 2017.
- ◆ The Report includes the decisions received by WADA before 31 May 2019 of all Adverse Analytical Findings (AAFs) for which the samples were collected by Anti-Doping Organizations (ADOs) in 2017 and reported in ADAMS. This also includes Non-Analytical Anti-Doping rule violations for decisions rendered in 2017. Discrepancy from ADOs' published statistics may occur due to different reporting criteria.
- ◆ An **Analytical ADRV** refers to a violation of Code **Article 2.1** (Presence of a prohibited substance or its metabolites or markers in an athlete's sample) and is based on an AAF (otherwise known as a positive result), which indicates the presence of a prohibited substance or its metabolite(s) or of marker(s) in a urine and/or blood sample collected from an athlete and analyzed by a WADA-accredited Laboratory.
- ◆ A **Non-Analytical ADRV** is a case in which an Athlete or Athlete Support Person (coach, trainer, manager, agent, medical staff, parent, etc.) commits another type of ADRV that does not involve the detection of a prohibited substance or prohibited method in a urine or blood sample from athletes, as outlined in the 2015 Code Articles 2.2 to 2.10:
 - **Article 2.2** – Use or attempted use by an athlete of a prohibited substance or a prohibited method
 - **Article 2.3** – Evading, refusing or failing to submit to sample collection
 - **Article 2.4** – Whereabouts failures (any combination of three missed tests and/or filing failures within a 12-month period by an athlete)
 - **Article 2.5** – Tampering or attempted tampering with any part of doping control
 - **Article 2.6** – Possession of a prohibited substance or a prohibited method
 - **Article 2.7** – Trafficking or attempted trafficking in any prohibited substance or prohibited method
 - **Article 2.8** – Administration or attempted administration to any athlete in-competition of any prohibited substance or prohibited method, or administration or attempted administration to any athlete out-of-competition of any prohibited substance or any prohibited method that is prohibited out-of-competition
 - **Article 2.9** – Complicity (assisting, encouraging, aiding, abetting, conspiring, covering up or any other type of intentional complicity involving an anti-doping rule violation)
 - **Article 2.10** – Prohibited association

The ADRVs Report is divided as follows:

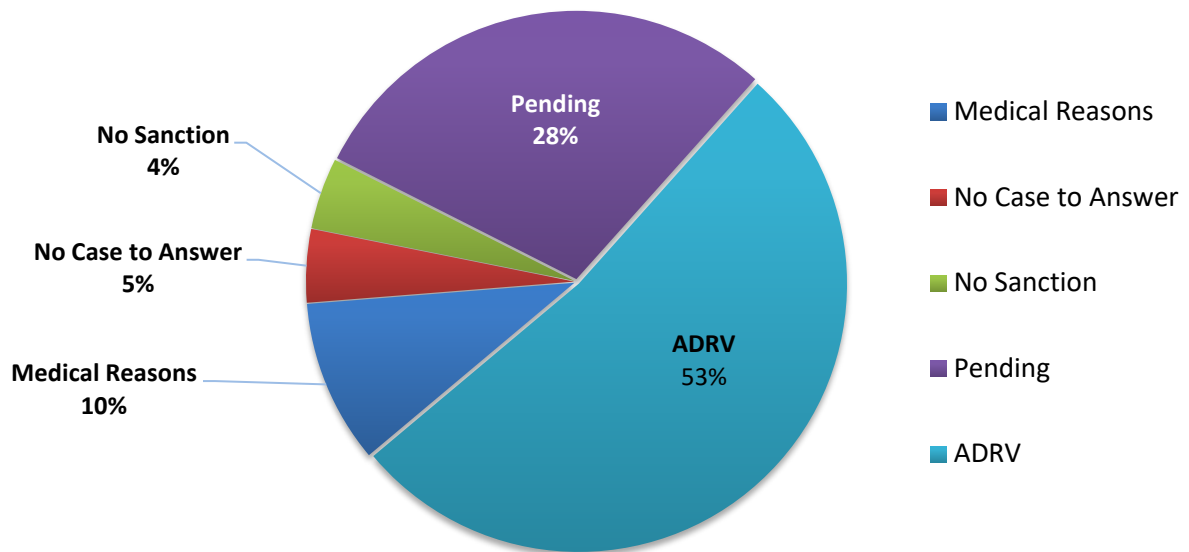
1. An **Introduction** and an **Executive Summary** which provide an overview and highlight the key observations of the 2017 ADRVs Report.
2. **Sections 1 and 2** present the results management outcomes (including ADRVs) of all AAFs detected by WADA-accredited Laboratories for samples collected from athletes in- and out-of-competition in 2017. They are presented by sport, discipline (Section 1) and testing authority (Section 2).
3. **Section 3** includes ADRVs that resulted from Non-Analytical findings committed by Athletes (presented by sport and nationality) and by Athlete Support Personnel (presented by nationality).
4. **Section 4** indicates the total number of ADRVs from Athletes in 2017, which includes AAFs that resulted in an ADRV and all Non-Analytical ADRVs. The data is presented by sport and nationality. The information is further divided into:
 - Sample type (urine or blood),
 - Type of test (in- or out-of-competition), and;
 - Athlete gender.

Executive Summary of the 2017 ADRVs Report

1. There are total of **245,232 samples** that were collected by ADOs in 2017. They were analyzed by WADA-accredited Laboratories and reported in ADAMS¹. Of these samples, **2,749 samples** were reported as AAFs. Based on a compilation of the information received by WADA by 31 May 2019, of the 2,749 AAFs:

- **1,459 samples** (53%) were confirmed as ADRVs (sanctions);
- **275 samples** (10%) were dismissed because of a valid medical reason;
- **123 samples** (5%) were categorized as “no case to answer” (i.e. case closed for a valid reason other than medical reasons);
- **120 samples** (4%) resulted in “no sanction” because the athlete was exonerated;
- **772 samples** (28%) were still pending.

2017 AAF Outcomes



2. Among the 1,459 ADRVs resulted from an AAF, the samples were collected from:

- **1,135 male** (78%) athletes and **324 female** (22%) athletes;
- **89 sports/disciplines**²;
- **111 nationalities**³;
- A total of **2,222 AAFs** were reported from **in-competition** which led to 1,163 ADRVs, and **527 AAFs** were reported as **out-of-competition** which led to 296 ADRVs;
- A total of **2,720 AAFs urine samples** were reported which resulted to 1,411 ADRVs, and **29 AAF blood samples** were reported which resulted to 24 ADRVs.

¹ Not including samples that are conducted by organizations in North America which are not Code Signatories and are not reported into ADAMS due to confidentiality provisions in the laboratory service contracts.

² As reported by the WADA-accredited Laboratories in ADAMS.

³ As indicated in the decisions received by WADA.

3. A total of 345 Non-Analytical ADRVs⁴ were confirmed in 2017 and involved:

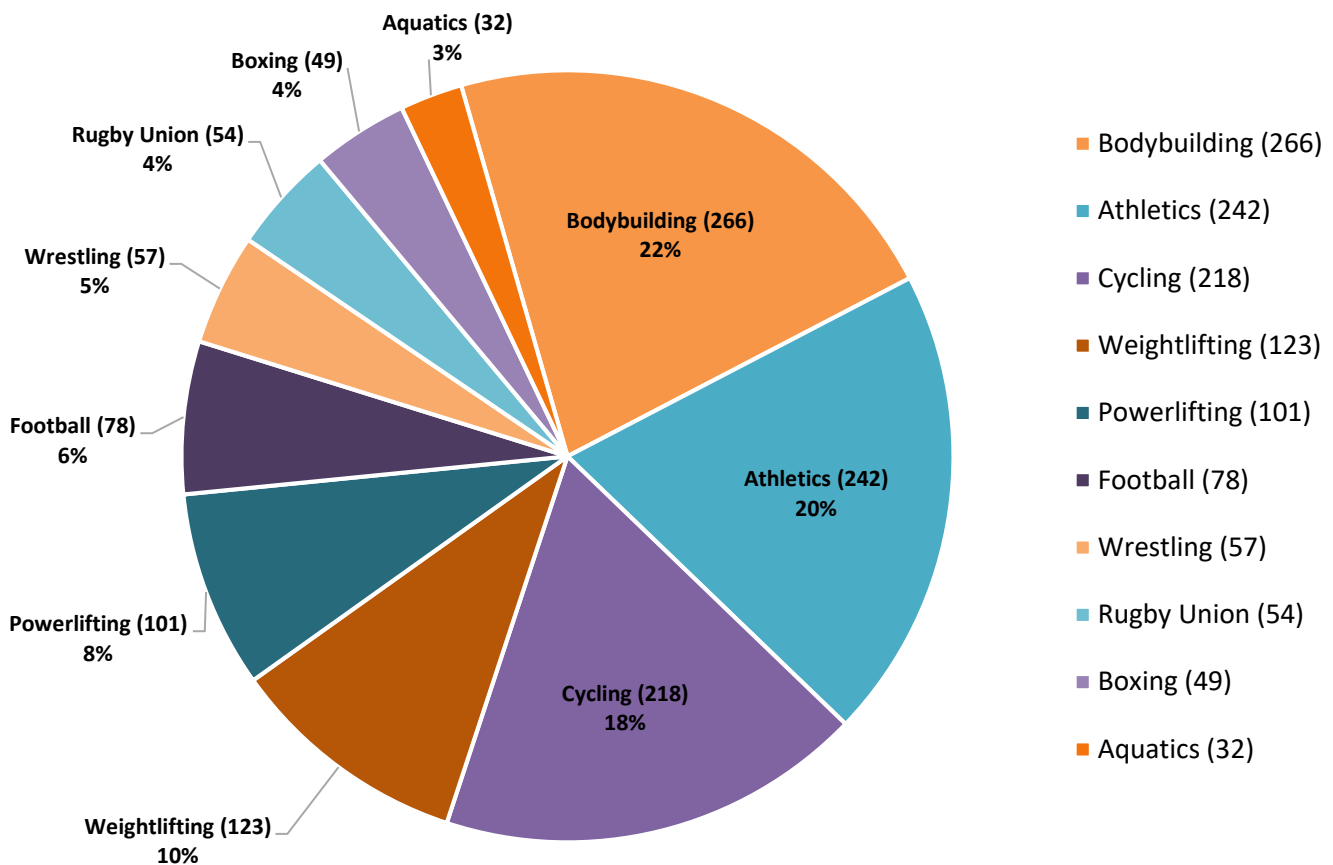
- **317 athletes** of 47 nationalities (as indicated in the decisions received by WADA) from 41 sports;
- **28 Athlete Support Personnel** of 14 nationalities (as indicated in the decisions received by WADA).

4. The total number of ADRVs (combining Analytical Findings from AAFs and Non-Analytical Findings) in 2017 are:

- **1,804 ADRVs** (1,776 from athletes and 28 from Athlete Support Personnel);
- **93 sports/disciplines** (connected to the athletes);
- **114 nationalities** (as indicated in the decisions received by WADA).

5. The sports with the highest number of ADRVs committed by athletes:

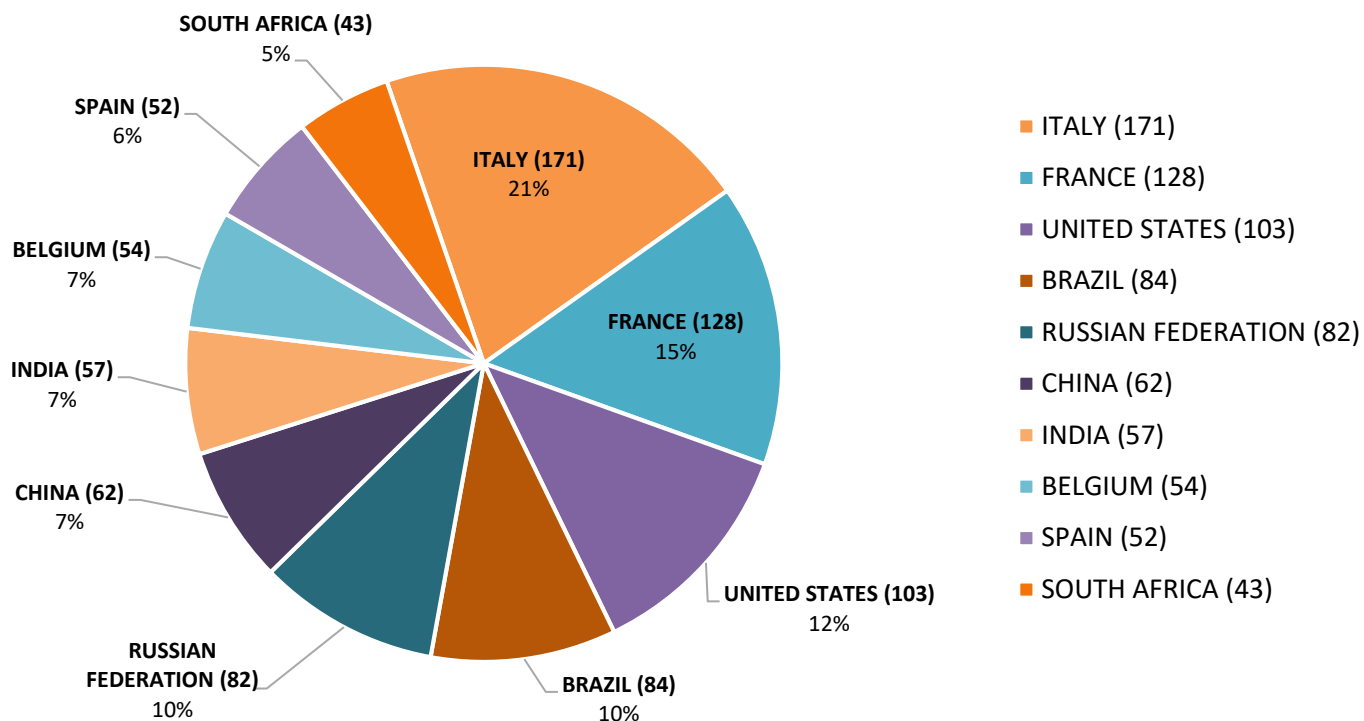
Total ADRVs - Top 10 Sports



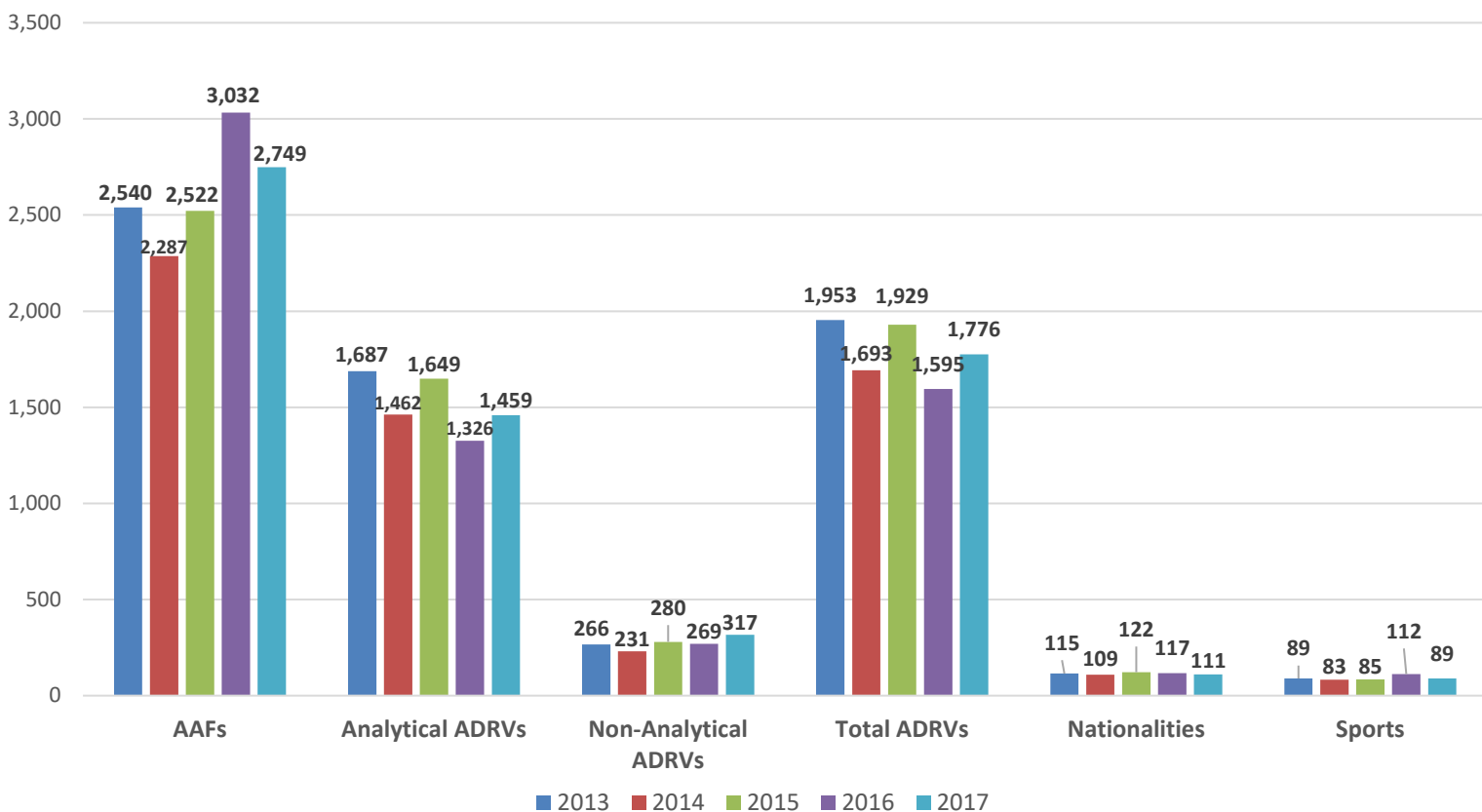
⁴ Non-analytical ADRVs in this Report refer to violations related to Articles 2.2 to 2.10 of the Code that do not involve the detection of a prohibited substance by a WADA-accredited Laboratory.

6. The athlete nationalities² with the highest number of ADRVs:

Total ADRVs - Top 10 Nationalities



7. Comparison of Years 2013 to 2017:





Section 1

Outcomes of 2017 AAFs by Sport Category

This Report is compiled based on decisions received by WADA before 31 May 2019.

Table 1 - AAF Outcomes by Sport Category*

| Sport Category | Total Samples** | Total AAFs** | Medical Reasons | No Case to Answer | No Sanction | Pending | ADRV*** |
|-------------------------------|-----------------|--------------|-----------------|-------------------|-------------|------------|--------------|
| ASOIF | 183,714 | 1,511 | 138 | 85 | 99 | 332 | 857 |
| AIMS | 7,033 | 536 | 16 | 6 | 3 | 186 | 325 |
| OTHER**** | 9,241 | 241 | 32 | 14 | 3 | 115 | 77 |
| ARISF | 12,099 | 210 | 18 | 5 | 6 | 91 | 90 |
| IMPAIRED | 3,987 | 74 | 28 | 5 | 3 | 13 | 25 |
| IPC | 4,220 | 64 | 25 | 5 | 1 | 15 | 18 |
| AIOWF | 21,691 | 64 | 15 | 3 | 4 | 11 | 31 |
| Other-Code Signatories | 3,247 | 49 | 3 | - | 1 | 9 | 36 |
| Grand Total | 245,232 | 2,749 | 275 | 123 | 120 | 772 | 1,459 |

* See page 3 for details of acronyms and terms used in the Report.

** Figures as reported in 2017 Anti-Doping Testing Figures Report, including urine and blood samples in ADAMS but not ABP samples.

*** Based on each AAF which may not be the same as the number of decisions rendered. A decision may refer to multiple AAFs from the same athlete.

**** Sports connected with organizations that are not included in the categories explicitly listed in this table.

Table 2 - AAF Outcomes by Sport Category - ASOIF Sports/Disciplines*

| Sport | Total Samples | Total AAFs | Medical Reasons | No Case to Answer | No Sanction | Pending | ADRV |
|--|---------------|------------|-----------------|-------------------|-------------|-----------|------------|
| Aquatics | 15,138 | 64 | 14 | 1 | 12 | 10 | 27 |
| Aquatics | 18 | 1 | - | - | - | 1 | - |
| Diving | 846 | 5 | 1 | - | 1 | 1 | 2 |
| Open Water | 947 | 6 | 2 | - | - | 1 | 3 |
| Swimming Long Distance 800m or greater | 1,208 | 4 | - | 1 | - | 1 | 2 |
| Swimming Middle Distance 200-400m | 4,788 | 13 | 3 | - | 3 | 2 | 5 |
| Swimming Sprint 100m or less | 4,821 | 30 | 7 | - | 8 | 3 | 12 |
| Water Polo | 1,933 | 5 | 1 | - | - | 1 | 3 |
| Archery | 822 | 5 | 1 | - | - | - | 4 |
| Archery | 501 | 3 | 1 | - | - | - | 2 |
| Compound | 133 | 1 | - | - | - | - | 1 |
| Recurve | 188 | 1 | - | - | - | - | 1 |
| Athletics | 31,483 | 295 | 14 | 11 | 35 | 62 | 171 |
| Athletics | 446 | 4 | - | - | - | 4 | - |
| Combined Events | 1,287 | 9 | - | - | - | 5 | 4 |
| Cross Country | 377 | 4 | 1 | 1 | - | 1 | 1 |
| Half Marathon | 189 | 2 | - | - | 1 | 1 | - |
| Jumps | 3,426 | 14 | - | 1 | 3 | 3 | 7 |
| Long Distance 3000m or greater | 2 | 109 | 7 | 3 | 13 | 19 | 67 |
| Marathon | 811 | 16 | - | - | 1 | 3 | 12 |
| Middle Distance 800-1500m | 2,913 | 14 | - | - | 3 | 2 | 7 |
| Mountain Running | 268 | 1 | 1 | - | - | - | - |
| Race Walk | 595 | 7 | - | - | 1 | 3 | 3 |
| Road Running | 131 | 3 | - | 1 | - | 1 | 1 |
| Sprint 400m or less | 6,989 | 67 | 3 | 4 | 9 | 15 | 36 |
| Throws | 2 | 42 | 2 | 1 | 4 | 3 | 32 |
| Track | 5 | 1 | - | - | - | 1 | - |
| Ultra Running | 95 | 2 | - | - | - | 1 | 1 |
| Badminton | 1,372 | 1 | - | - | - | 1 | - |
| Badminton | 1372 | 1 | - | - | - | 1 | - |
| Basketball | 5,697 | 37 | 1 | - | 4 | 8 | 24 |
| 3 on 3 | 83 | 1 | - | - | - | 1 | - |
| Basketball | 5,614 | 36 | 1 | - | 4 | 7 | 24 |
| Boxing | 4,036 | 75 | 1 | 2 | 1 | 29 | 42 |
| Boxing | 4136 | 75 | 1 | 2 | 1 | 29 | 42 |
| Canoe/Kayak | 3,945 | 25 | 2 | - | 3 | 2 | 18 |
| Canoe Slalom | 772 | 3 | - | - | 1 | - | 2 |
| Freestyle | 104 | 1 | - | - | - | 1 | - |
| Long Distance 1000m | 914 | 6 | - | - | 1 | - | 5 |
| Marathon | 89 | 1 | - | - | - | - | 1 |
| Middle Distance 500m | 900 | 4 | - | - | - | - | 4 |
| Sprint 200m | 979 | 9 | 1 | - | 1 | 1 | 6 |
| Wildwater | 79 | 1 | 1 | - | - | - | - |
| Cycling | 23,575 | 280 | 40 | 31 | 4 | 35 | 170 |
| Artistic | 41 | 2 | - | - | - | - | 2 |
| BMX | 565 | 8 | - | - | - | 1 | 7 |
| Cycling | 480 | 3 | - | - | - | 3 | - |
| Cyclo-Cross | 1,172 | 12 | 1 | 2 | - | 3 | 6 |
| Mountain Bike | 2,693 | 22 | 3 | 1 | - | 4 | 14 |
| Road | 14,753 | 204 | 24 | 25 | 4 | 19 | 132 |
| Track | 27 | 1 | 1 | - | - | - | - |
| Track Endurance | 1,747 | 15 | 8 | 1 | - | - | 6 |
| Track Sprint | 1,984 | 13 | 3 | 2 | - | 5 | 3 |

* Sports/Disciplines as reported by laboratories in ADAMS in 2017. Only sports/disciplines with AAF results are listed in the table. Therefore, the total samples for the sport may be larger than the sum of the listed disciplines.

Table 2 - AAF Outcomes by Sport Category - ASOIF Sports/Disciplines* (continued)

| Sport | Total Samples | Total AAFs | Medical Reasons | No Case to Answer | No Sanction | Pending | ADRV |
|--------------------------|----------------|--------------|-----------------|-------------------|-------------|------------|------------|
| Equestrian | 434 | 6 | - | - | - | 5 | 1 |
| Dressage | 92 | 1 | - | - | - | 1 | - |
| Endurance | 48 | 1 | - | - | - | - | 1 |
| Eventing | 79 | 4 | - | - | - | 4 | - |
| Fencing | 1,529 | 6 | 1 | - | 1 | - | 4 |
| Epee | 565 | 1 | - | - | - | - | 1 |
| Foil | 445 | 3 | 1 | - | 1 | - | 1 |
| Sabre | 488 | 2 | - | - | - | - | 2 |
| Field Hockey | 1,476 | 8 | 1 | 1 | - | - | 6 |
| Field Hockey | 1333 | 7 | 1 | 1 | - | - | 5 |
| Indoor | 143 | 1 | - | - | - | - | 1 |
| Football | 37,118 | 167 | 10 | 15 | 10 | 62 | 70 |
| Beach Football | 92 | 1 | - | - | - | - | 1 |
| Football | 36,158 | 159 | 10 | 15 | 10 | 60 | 64 |
| Futsal | 7 | 7 | - | - | - | 2 | 5 |
| Golf | 389 | 4 | - | - | 1 | 2 | 1 |
| Golf | 389 | 4 | - | - | 1 | 2 | 1 |
| Gymnastics | 2,187 | 15 | 6 | - | 1 | 1 | 7 |
| Acrobatic | 142 | 1 | 1 | - | - | - | - |
| Aerobic | 114 | 1 | - | - | - | - | 1 |
| Artistic | 1,220 | 7 | 4 | - | 1 | 1 | 1 |
| Rhythmic | 413 | 5 | - | - | - | - | 5 |
| Trampoline | 271 | 1 | 1 | - | - | - | - |
| Handball | 3,505 | 24 | - | 2 | - | 8 | 14 |
| Indoor | 3,456 | 24 | - | 2 | - | 8 | 14 |
| Judo | 3,968 | 53 | 6 | 2 | 3 | 16 | 26 |
| Judo | 3,970 | 53 | 6 | 2 | 3 | 16 | 26 |
| Modern Pentathlon | 588 | 2 | - | - | - | - | 2 |
| Modern Pentathlon | 588 | 2 | - | - | - | - | 2 |
| Rowing | 4,417 | 23 | 4 | 1 | 2 | 6 | 10 |
| Rowing | 4,417 | 23 | 4 | 1 | 2 | 6 | 10 |
| Rugby Union | 7,631 | 78 | 4 | 7 | 1 | 22 | 44 |
| Fifteens | 5763 | 64 | 3 | 5 | 1 | 17 | 38 |
| Rugby Union | 85 | 3 | - | - | - | 3 | - |
| Sevens | 1,783 | 11 | 1 | 2 | - | 2 | 6 |
| Sailing | 567 | 3 | - | - | 1 | - | 2 |
| Laser-R | 18 | 1 | - | - | - | - | 1 |
| Sailing | 476 | 2 | - | - | 1 | - | 1 |
| Shooting | 1,541 | 13 | 2 | - | 4 | 2 | 5 |
| Shooting | 876 | 9 | 2 | - | - | 2 | 5 |
| Shotgun | 213 | 4 | - | - | 4 | - | - |
| Table Tennis | 842 | 3 | 1 | - | 1 | - | 1 |
| Table Tennis | 842 | 3 | 1 | - | 1 | - | 1 |
| Taekwondo | 1,984 | 12 | - | - | - | 2 | 10 |
| Poomsae | 153 | 2 | - | - | - | 1 | 1 |
| Sparring | 1,620 | 8 | - | - | - | - | 8 |
| Taekwondo | 223 | 2 | - | - | - | 1 | 1 |
| Tennis | 5,959 | 31 | 8 | 4 | - | 6 | 13 |
| Tennis | 5,959 | 31 | 8 | 4 | - | 6 | 13 |
| Triathlon | 3,681 | 24 | 5 | 1 | 1 | 6 | 11 |
| Aquathlon | 11 | 1 | - | - | - | - | 1 |
| Cross Triathlon | 17 | 1 | 1 | - | - | - | - |
| Duathlon | 194 | 3 | 1 | - | - | 1 | 1 |
| Long Distance | 48 | 1 | 1 | - | - | - | - |
| Triathlon | 3,400 | 18 | 2 | 1 | 1 | 5 | 9 |
| Volleyball | 4,382 | 21 | 1 | - | 5 | 5 | 10 |
| Beach | 680 | 4 | 1 | - | 1 | 1 | 1 |
| Volleyball | 3,684 | 17 | - | - | 4 | 4 | 9 |
| Weightlifting | 10,570 | 155 | 8 | 4 | 8 | 25 | 110 |
| Weightlifting | 10,570 | 155 | 8 | 4 | 8 | 25 | 110 |
| Wrestling | 4,878 | 81 | 7 | 3 | 1 | 17 | 52 |
| Freestyle | 869 | 14 | 2 | - | - | 2 | 10 |
| Grappling | 21 | 2 | - | - | - | - | 2 |
| Greco-Roman | 828 | 11 | 1 | 1 | - | 1 | 8 |
| Pankration | 10 | 1 | - | - | - | - | 1 |
| Traditional Wrestling | 197 | 9 | - | - | - | 8 | 1 |
| Women's Freestyle | 340 | 1 | - | - | - | - | 1 |
| Wrestling | 2,603 | 43 | 5 | 2 | 1 | 6 | 29 |
| Grand Total | 183,714 | 1,511 | 137 | 85 | 99 | 332 | 855 |

* Sports/Disciplines as reported by laboratories in ADAMS in 2017. Only sports/disciplines with AAF results are listed in the table. Therefore, the total samples for the sport may be larger than the sum of the listed disciplines.

Table 3 - AAF Outcomes by Sport Category - AIOWF Sports/Disciplines*

| Sport | Total Samples | Total AAFs | Medical Reasons | No Case to Answer | No Sanction | Pending | ADRV |
|----------------------------------|---------------|------------|-----------------|-------------------|-------------|-----------|-----------|
| Biathlon | 2,343 | 1 | - | - | - | - | 1 |
| Biathlon | 2,343 | 1 | - | - | - | - | 1 |
| Bobsleigh | 1,522 | 10 | 4 | 1 | - | - | 5 |
| Bobsleigh | 1110 | 5 | - | - | - | - | 5 |
| Skeleton | 412 | 5 | 4 | 1 | - | - | - |
| Curling | 472 | 1 | - | - | 1 | - | - |
| Curling | 472 | 1 | - | - | 1 | - | - |
| Ice Hockey | 3,992 | 29 | 8 | - | 1 | 6 | 14 |
| Ice Hockey | 3,992 | 29 | 8 | - | 1 | 6 | 14 |
| Luge | 488 | 2 | - | - | 1 | - | 1 |
| Luge | 488 | 2 | - | - | 1 | - | 1 |
| Skating | 5,113 | 6 | 1 | - | 1 | 1 | 3 |
| Figure Skating | 867 | 3 | 1 | - | - | - | 2 |
| Speed Skating 1500m or less | 1,403 | 2 | - | - | 1 | - | 1 |
| Speed Skating greater than 1500m | 1,229 | 1 | - | - | - | 1 | - |
| Skating | 7,761 | 15 | 2 | 2 | - | 4 | 7 |
| Alpine | 1669 | 2 | 1 | - | - | 1 | - |
| Cross-Country | 2,971 | 9 | - | 1 | - | 3 | 5 |
| Freestyle | 1,155 | 1 | - | - | - | - | 1 |
| Snowboard | 888 | 3 | 1 | 1 | - | - | 1 |
| Grand Total | 21,691 | 64 | 15 | 3 | 4 | 11 | 31 |

* Sports/Disciplines as reported by laboratories in ADAMS in 2017. Only sports/disciplines with AAF results are listed in the table. Therefore, the total samples for the sport may be larger than the sum of the listed disciplines.

Table 4 - AAF Outcomes by Sport Category - ARISF Sports/Disciplines*

| Sport | Total Samples | Total AAFs | Medical Reasons | No Case to Answer | No Sanction | Pending | ADRV |
|------------------------------------|---------------|------------|-----------------|-------------------|-------------|-----------|-----------|
| Air Sports | 62 | 2 | 2 | - | - | - | - |
| Hang Gliding & Paragliding | 5 | 1 | 1 | - | - | - | - |
| Rotorcraft | 1 | 1 | 1 | - | - | - | - |
| American Football | 622 | 19 | - | - | - | 6 | 13 |
| American Football | 622 | 19 | - | - | - | 6 | 13 |
| Automobile Sports | 358 | 6 | - | - | - | 2 | 4 |
| Automobile Sports | 245 | 3 | - | - | - | 1 | 2 |
| Karting | 28 | 1 | - | - | - | 1 | - |
| Rally | 76 | 2 | - | - | - | - | 2 |
| Bandy | 118 | 1 | - | - | - | 1 | - |
| Bandy | 118 | 1 | - | - | - | 1 | - |
| Baseball | 1,039 | 46 | 3 | - | 1 | 34 | 8 |
| Baseball | 1,039 | 46 | 3 | - | 1 | 34 | 8 |
| Basque Pelota | 45 | 2 | 1 | - | - | 1 | - |
| Basque Pelota | 45 | 2 | 1 | - | - | 1 | - |
| Billiards Sports | 201 | 8 | 1 | - | - | 4 | 3 |
| Billiards | 92 | 3 | - | - | - | 2 | 1 |
| Pool | 53 | 4 | - | - | - | 2 | 2 |
| Snooker | 46 | 1 | 1 | - | - | - | - |
| Boules Sports | 162 | 5 | - | - | - | 5 | - |
| Boules Sports | 14 | 1 | - | - | - | 1 | - |
| Petanque | 77 | 4 | - | - | - | 4 | - |
| Bowling | 174 | 3 | 1 | 1 | - | - | 1 |
| Bowling | 160 | 3 | 1 | 1 | - | - | 1 |
| Bridge | 33 | 5 | 1 | - | - | 2 | 2 |
| Bridge | 33 | 5 | 1 | - | - | 2 | 2 |
| Cheer | 69 | 6 | 1 | - | - | 5 | - |
| Cheer | 69 | 6 | 1 | - | - | 5 | - |
| Chess | 102 | 2 | - | - | - | 1 | 1 |
| Chess | 102 | 2 | - | - | - | 1 | 1 |
| Cricket | 1,300 | 6 | - | 2 | - | 1 | 3 |
| Cricket | 1,284 | 6 | - | 2 | - | 1 | 3 |
| DanceSport | 334 | 3 | - | - | - | - | 3 |
| DanceSport | 208 | 1 | - | - | - | - | 1 |
| Latin | 55 | 2 | - | - | - | - | 2 |
| Floorball | 423 | 4 | 1 | - | - | 3 | - |
| Floorball | 423 | 4 | 1 | - | - | 3 | - |
| Karate | 1,030 | 10 | 1 | - | - | 4 | 5 |
| Karate | 1,037 | 10 | 1 | - | - | 4 | 5 |
| Lifesaving | 327 | 4 | - | - | - | 2 | 2 |
| Lifesaving | 34 | 1 | - | - | - | 1 | - |
| Ocean | 93 | 1 | - | - | - | - | 1 |
| Pool | 200 | 2 | - | - | - | 1 | 1 |
| Motorcycle Racing | 433 | 9 | - | - | 1 | 3 | 5 |
| Enduro | 33 | 2 | - | - | - | - | 2 |
| Motocross | 144 | 1 | - | - | 1 | - | - |
| Motorcycle Racing | 76 | 2 | - | - | - | - | 2 |
| Road Racing | 38 | 1 | - | - | - | 1 | - |
| Speedway | 59 | 1 | - | - | - | - | 1 |
| Supercross | 4 | 1 | - | - | - | 1 | - |
| Supermoto | 24 | 1 | - | - | - | 1 | - |
| Mountaineering and Climbing | 183 | 1 | - | - | - | - | 1 |
| Ice Climbing | 44 | 1 | - | - | - | - | 1 |
| Muaythai | 453 | 22 | - | - | - | 9 | 13 |
| Muaythai | 453 | 22 | - | - | - | 9 | 13 |
| Orienteering | 374 | 4 | 1 | - | - | 2 | 1 |
| Mountain Bike Orienteering | 45 | 1 | - | - | - | 1 | - |
| Orienteering | 171 | 1 | - | - | - | 1 | - |
| Ski Orienteering | 43 | 1 | - | - | - | - | 1 |
| Trail Orienteering | 2 | 1 | 1 | - | - | - | - |
| Powerboating | 39 | 3 | - | - | - | 1 | 2 |
| Aquabike | 7 | 1 | - | - | - | 1 | - |
| Circuit | 27 | 1 | - | - | - | - | 1 |
| Offshore | 5 | 1 | - | - | - | - | 1 |
| Racquetball | 64 | 1 | - | - | - | - | 1 |
| Racquetball | 64 | 1 | - | - | - | - | 1 |

* Sports/Disciplines as reported by laboratories in ADAMS in 2017. Only sports/disciplines with AAF results are listed in the table. Therefore, the total samples for the sport may be larger than the sum of the listed disciplines.

Table 4 - AAF Outcomes by Sport Category - ARISF Sports/Disciplines* (continued)

| Sport | Total Samples | Total AAFs | Medical Reasons | No Case to Answer | No Sanction | Pending | ADRV |
|--|---------------|------------|-----------------|-------------------|-------------|-----------|-----------|
| Roller Sports | 1,167 | 10 | 1 | 2 | 3 | - | 4 |
| Alpine & Downhill | 18 | 1 | - | 1 | - | - | - |
| Hockey | 180 | 2 | 1 | - | - | - | 1 |
| Inline Hockey (R) | 87 | 2 | - | - | - | - | 2 |
| Inline Speed Skating Distance greater than 1000m | 342 | 1 | - | - | - | - | 1 |
| Inline Speed Skating Sprint 1000m or less | 348 | 2 | - | 1 | 1 | - | - |
| Rink Hockey (R) | 44 | 2 | - | - | 2 | - | - |
| Ski Mountaineering | 157 | 2 | 2 | - | - | - | - |
| Ski Mountaineering | 157 | 2 | 2 | - | - | - | - |
| Sport Climbing | 265 | 1 | - | - | 1 | - | - |
| Speed | 61 | 1 | - | - | 1 | - | - |
| Squash | 307 | 3 | 2 | - | - | - | 1 |
| Squash | 307 | 3 | 2 | - | - | - | 1 |
| Sumo | 114 | 1 | - | - | - | - | 1 |
| Sumo | 114 | 1 | - | - | - | - | 1 |
| Surfing | 183 | 2 | - | - | - | - | 2 |
| Surfing | 146 | 2 | - | - | - | - | 2 |
| Tug of War | 136 | 1 | - | - | - | - | 1 |
| Tug of War | 136 | 1 | - | - | - | - | 1 |
| Underwater Sports | 517 | 8 | - | - | - | 2 | 6 |
| Finswimming Open Water | 44 | 1 | - | - | - | - | 1 |
| Finswimming Pool | 306 | 4 | - | - | - | 1 | 3 |
| UW Orienteering | 20 | 2 | - | - | - | - | 2 |
| UW Rugby | 47 | 1 | - | - | - | 1 | - |
| Waterskiing | 268 | 4 | - | - | - | - | 4 |
| Cable Wakeboard | 22 | 3 | - | - | - | - | 3 |
| Racing Water Ski | 66 | 1 | - | - | - | - | 1 |
| Wushu | 413 | 6 | - | - | - | 3 | 3 |
| Sanda | 273 | 6 | - | - | - | 3 | 3 |
| Grand Total | 12,099 | 210 | 17 | 5 | 6 | 91 | 90 |

* Sports/Disciplines as reported by laboratories in ADAMS in 2017. Only sports/disciplines with AAF results are listed in the table. Therefore, the total samples for the sport may be larger than the sum of the listed disciplines.

Table 5 - AAF Outcomes by Sport Category - AIMS Sports/Disciplines*

| Sport | Total Samples | Total AAFs | Medical Reasons | No Case to Answer | No Sanction | Pending | ADRV |
|---------------------------|---------------|------------|-----------------|-------------------|-------------|------------|------------|
| Bodybuilding | 1,301 | 292 | 1 | 1 | 2 | 93 | 195 |
| Bodybuilding | 823 | 218 | - | 1 | 2 | 70 | 145 |
| Fitness | 478 | 74 | 1 | - | - | 23 | 50 |
| Darts | 63 | 8 | - | - | - | 3 | 5 |
| Darts | 63 | 8 | - | - | - | 3 | 5 |
| Draughts | 21 | 1 | - | - | - | 1 | - |
| Draughts | 21 | 1 | - | - | - | 1 | - |
| Ju-Jitsu | 211 | 7 | - | - | - | 5 | 2 |
| Ju-Jitsu | 211 | 7 | - | - | - | 5 | 2 |
| Kickboxing | 733 | 45 | 2 | 5 | - | 13 | 25 |
| Full Contact | 61 | 3 | - | - | - | 1 | 2 |
| K1 Rules | 48 | 3 | - | - | - | 2 | 1 |
| Kick Light | 12 | 1 | - | - | - | 1 | - |
| Kickboxing | 562 | 29 | 1 | 4 | - | 8 | 16 |
| Low Kick | 22 | 3 | - | - | - | 1 | 2 |
| Pancrace | 16 | 6 | 1 | 1 | - | - | 4 |
| Minigolf | 52 | 2 | - | - | - | 2 | - |
| Minigolf | 52 | 2 | - | - | - | 2 | - |
| Powerlifting | 3,802 | 172 | 13 | - | 1 | 63 | 95 |
| Bench Press | 143 | 7 | - | - | 1 | 1 | 5 |
| Force Athletique | 362 | 15 | - | - | - | 2 | 13 |
| Powerlifting | 2 | 150 | 13 | - | - | 60 | 77 |
| Sambo | 308 | 4 | - | - | - | 2 | 2 |
| Sambo | 308 | 4 | - | - | - | 2 | 2 |
| Savate | 45 | 1 | - | - | - | 1 | - |
| Savate | 31 | 1 | - | - | - | 1 | - |
| Sport Fishing | 46 | 4 | - | - | - | 3 | 1 |
| Fly Sport Fishing | 5 | 1 | - | - | - | 1 | - |
| Fresh Water Sport Fishing | 13 | 2 | - | - | - | 2 | - |
| Sport Fishing | 22 | 1 | - | - | - | - | 1 |
| Grand Total | 7,033 | 536 | 16 | 6 | 3 | 186 | 325 |

Table 6 - AAF Outcomes by Sport Category - IPC Sports/Disciplines*

| Sport | Total Samples | Total AAFs | Medical Reasons | No Case to Answer | No Sanction | Pending | ADRV |
|----------------------------------|---------------|------------|-----------------|-------------------|-------------|-----------|-----------|
| Para-Alpine Skiing | 246 | 4 | 3 | - | 1 | - | - |
| Para-Alpine Skiing | 246 | 4 | 3 | - | 1 | - | - |
| Para-Athletics | 1,627 | 20 | 9 | 1 | - | 8 | 2 |
| Jumps | 152 | 1 | 1 | - | - | - | - |
| Long Distance 3000m and greater | 146 | 2 | - | - | - | 1 | 1 |
| Middle Distance 800-1500m | 201 | 4 | 4 | - | - | - | - |
| Para-Athletics | 98 | 2 | - | - | - | 2 | - |
| Sprint 400m or less | 521 | 6 | - | 1 | - | 4 | 1 |
| Throws | 443 | 5 | 4 | - | - | 1 | - |
| Para-Biathlon | 72 | 1 | - | 1 | - | - | - |
| Para-Biathlon | 72 | 1 | - | 1 | - | - | - |
| Para-Cross Country Skiing | 474 | 1 | - | 1 | - | - | - |
| Sprint/Short Distance | 116 | 1 | - | 1 | - | - | - |
| Para-DanceSport | 7 | 1 | - | - | - | 1 | - |
| Para-DanceSport | 7 | 1 | - | - | - | 1 | - |
| Para-Ice Hockey | 166 | 3 | 2 | - | - | 1 | - |
| Para-Ice Hockey | 164 | 3 | 2 | - | - | 1 | - |
| Para-Powerlifting | 707 | 21 | - | 2 | - | 5 | 14 |
| Para-Powerlifting | 705 | 21 | - | 2 | - | 5 | 14 |
| Para-Snowboard | 95 | 2 | 2 | - | - | - | - |
| Para-Snowboard | 95 | 2 | 2 | - | - | - | - |
| Para-Swimming | 738 | 9 | 8 | - | - | - | 1 |
| Middle Distance 200-400m | 231 | 5 | 4 | - | - | - | 1 |
| Sprint 100m or less | 419 | 4 | 4 | - | - | - | - |
| Shooting Para Sport | 53 | 2 | 1 | - | - | - | 1 |
| Shooting Para Sport | | 2 | 1 | - | - | - | 1 |
| Grand Total | 4,220 | 64 | 25 | 5 | 1 | 15 | 18 |

* Sports/Disciplines as reported by laboratories in ADAMS in 2017. Only sports/disciplines with AAF results are listed in the table. Therefore, the total samples for the sport may be larger than the sum of the listed disciplines.

Table 7 - AAF Outcomes by Sport Category - Sports/Disciplines for Athletes with an Impairment

| Sport | Total Samples | Total AAFs | Medical Reasons | No Case to Answer | No Sanction | Pending | ADRV |
|--|---------------|------------|-----------------|-------------------|-------------|-----------|-----------|
| Aquatics | 221 | 3 | - | 1 | 1 | - | 1 |
| CISS Swimming Middle Distance 200-400m | 78 | 1 | - | - | 1 | - | - |
| CISS Swimming Sprint 100m or less | 83 | 2 | - | 1 | - | - | 1 |
| Archery | 105 | 3 | 1 | - | - | - | 2 |
| Para-Archery | 105 | 3 | 1 | - | - | - | 2 |
| Athletics | 334 | 4 | - | - | - | 1 | 3 |
| CISS Long Distance 3000m and greater | 39 | 1 | - | - | - | - | 1 |
| CISS Sprint 400m or less | 81 | 1 | - | - | - | - | 1 |
| INAS Long Distance 3000m and greater | 1 | 1 | - | - | - | 1 | - |
| INAS Middle Distance 800-1500m | 12 | 1 | - | - | - | - | 1 |
| Basketball | 175 | 4 | - | - | 1 | 1 | 2 |
| Wheelchair Basketball | 132 | 4 | - | - | 1 | 1 | 2 |
| Boccia | 100 | 3 | 1 | - | - | - | 2 |
| Para-Boccia | 100 | 3 | 1 | - | - | - | 2 |
| CP Football | 21 | 1 | - | - | - | 1 | - |
| CP Football | 21 | 1 | - | - | - | 1 | - |
| Curling | 98 | 6 | 6 | - | - | - | - |
| Wheelchair Curling | 85 | 6 | 6 | - | - | - | - |
| Cycling | 727 | 17 | 10 | 1 | - | - | 6 |
| Para-Cycling Road | 533 | 15 | 9 | 1 | - | - | 5 |
| Para-Cycling Track Endurance | 62 | 2 | 1 | - | - | - | 1 |
| Fencing | 95 | 1 | - | - | - | 1 | - |
| Wheelchair Fencing | 95 | 1 | - | - | - | 1 | - |
| Football | 85 | 1 | - | - | - | - | 1 |
| CISS Football | 76 | 1 | - | - | - | - | 1 |
| Football 5-a-Side | 51 | 4 | 1 | - | - | - | 3 |
| Para-Football 5-a-side | 51 | 4 | 1 | - | - | - | 3 |
| Goalball | 123 | 4 | 1 | 1 | - | 2 | - |
| Goalball | 123 | 4 | 1 | 1 | - | 2 | - |
| Handball | 64 | 1 | 1 | - | - | - | - |
| CISS Handball | 55 | 1 | 1 | - | - | - | - |
| Judo | 117 | 4 | - | 1 | - | 3 | - |
| Para-Judo | 102 | 4 | - | 1 | - | 3 | - |
| Para-Athletics | 9 | 1 | - | - | - | 1 | - |
| Throws | 443 | 1 | - | - | - | 1 | - |
| Powerlifting | 5 | 1 | - | - | - | - | 1 |
| IBSA Powerlifting | 5 | 1 | - | - | - | - | 1 |
| Rowing | 88 | 1 | 1 | - | - | - | - |
| Para-Rowing | 88 | 1 | 1 | - | - | - | - |
| Rugby Union | 101 | 4 | 1 | - | - | 3 | - |
| Wheelchair Rugby | 101 | 4 | 1 | - | - | 3 | - |
| Sitting Volleyball | 194 | 3 | 2 | - | - | - | 1 |
| Sitting Volleyball | 194 | 3 | 2 | - | - | - | 1 |
| Table Tennis | 177 | 1 | - | 1 | - | - | - |
| Para-Table Tennis | 141 | 1 | - | 1 | - | - | - |
| Taekwondo | 154 | 2 | 1 | - | - | - | 1 |
| Para-Taekwondo-Kyorugi | 115 | 2 | 1 | - | - | - | 1 |
| Tennis | 309 | 2 | 2 | - | - | - | - |
| Wheelchair Tennis | 284 | 2 | 2 | - | - | - | - |
| Triathlon | 158 | 3 | - | - | 1 | - | 2 |
| Para-Triathlon | 158 | 3 | - | - | 1 | - | 2 |
| Grand Total | 3,987 | 74 | 28 | 5 | 3 | 13 | 25 |

Table 8 - AAF Outcomes by Sport Category - Other Sports - Code Signatories

| Sport | Total Samples | Total AAFs | Medical Reasons | No Case to Answer | No Sanction | Pending | ADRV |
|---------------------------|---------------|------------|-----------------|-------------------|-------------|----------|-----------|
| Arm Wrestling | 191 | 19 | - | - | - | 3 | 16 |
| Arm Wrestling | 191 | 19 | - | - | - | 3 | 16 |
| Bowls | 32 | 1 | - | - | - | - | 1 |
| Bowls | 32 | 1 | - | - | - | - | 1 |
| Karate | 54 | 1 | - | - | - | - | 1 |
| Karate | 1,037 | 1 | - | - | - | - | 1 |
| Kettlebell Lifting | 55 | 2 | - | - | - | 2 | - |
| Kettlebell Lifting | 55 | 2 | - | - | - | 2 | - |
| Kurash | 64 | 1 | - | - | - | - | 1 |
| Kurash | 64 | 1 | - | - | - | - | 1 |
| Rugby League | 1,571 | 15 | - | - | - | 2 | 13 |
| Rugby League | 1,571 | 15 | - | - | - | 2 | 13 |
| Taekwondo | 235 | 2 | - | - | 1 | 1 | - |
| ITF Taekwondo | 223 | 2 | - | - | 1 | 1 | - |
| Triathlon | 1,022 | 8 | 3 | - | - | 1 | 4 |
| Ironman | 1,022 | 8 | 3 | - | - | 1 | 4 |
| Grand Total | 3,247 | 49 | 3 | - | 1 | 9 | 36 |

* Sports/Disciplines as reported by laboratories in ADAMS in 2017. Only sports/disciplines with AAF results are listed in the table. Therefore, the total samples for the sport may be larger than the sum of the listed disciplines.

Table 9 - AAF Outcomes by Sport Category - Other Sports

| Sport | Total Samples | Total AAFs | Medical Reasons | No Case to Answer | No Sanction | Pending | ADRV |
|--|---------------|------------|-----------------|-------------------|-------------|-----------|-----------|
| American Football | 424 | 15 | 8 | - | - | - | 7 |
| University | 424 | 15 | 8 | - | - | - | 7 |
| Aquatics | 383 | 7 | 4 | - | - | 1 | 2 |
| Military Swimming Middle Distance 200-400m | 43 | 2 | 1 | - | - | - | 1 |
| Military Swimming Sprint 100m or less | 57 | 2 | 2 | - | - | - | - |
| University Swimming Sprint 100m or less | 61 | 3 | 1 | - | - | 1 | 1 |
| Athletics | 404 | 1 | - | - | - | 1 | - |
| University Jumps | 30 | 1 | - | - | - | 1 | - |
| Australian Rules Football | 401 | 1 | - | 1 | - | - | - |
| Australian Rules Football | 401 | 1 | - | 1 | - | - | - |
| Baseball | 893 | 14 | - | 3 | - | 11 | - |
| Professional Baseball | 838 | 13 | - | 3 | - | 10 | - |
| University | 30 | 1 | - | - | - | 1 | - |
| Basketball | 173 | 2 | - | 1 | - | - | 1 |
| Professional Basketball | 124 | 1 | - | 1 | - | - | - |
| University | 34 | 1 | - | - | - | - | 1 |
| Bodybuilding | 386 | 43 | 1 | 1 | - | 21 | 20 |
| CrossFit | 22 | 4 | - | - | - | 4 | - |
| FISAF Fitness | 8 | 2 | - | - | - | 2 | - |
| INBA Natural Bodybuilding | 135 | 9 | - | - | - | 2 | 7 |
| Physique Sports | 126 | 18 | 1 | - | - | 10 | 7 |
| WNBF Natural Bodybuilding | 94 | 10 | - | 1 | - | 3 | 6 |
| Boxing | 399 | 25 | - | - | - | 24 | 1 |
| Boxing | 4,136 | 6 | - | - | - | 6 | - |
| Professional Boxing | 226 | 7 | - | - | - | 6 | 1 |
| WBA Professional Boxing | 20 | 4 | - | - | - | 4 | - |
| WBC Professional Boxing | 23 | 2 | - | - | - | 2 | - |
| WBF Professional Boxing | 8 | 3 | - | - | - | 3 | - |
| WBO Professional Boxing | 12 | 3 | - | - | - | 3 | - |
| Broomball | 6 | 2 | 1 | - | - | - | 1 |
| Broomball | 6 | 2 | 1 | - | - | - | 1 |
| Cycling | 21 | 1 | - | - | - | - | 1 |
| University Mountain Bike | 3 | 1 | - | - | - | - | 1 |
| Football | 90 | 2 | 1 | - | - | - | 1 |
| College | 21 | 1 | - | - | - | - | 1 |
| University | 56 | 1 | 1 | - | - | - | - |
| Golf | 143 | 1 | - | 1 | - | - | - |
| Professional Golf | 130 | 1 | - | 1 | - | - | - |
| Gymnastics | 66 | 2 | 1 | - | - | - | 1 |
| University Artistic | 42 | 1 | 1 | - | - | - | - |
| University Rhythmic | 24 | 1 | - | - | - | - | 1 |
| Heavy Athletics | 13 | 1 | - | - | - | - | 1 |
| Heavy Athletics | 13 | 1 | - | - | - | - | 1 |
| Horse Racing | 285 | 9 | - | - | - | 9 | - |
| Horse Racing | 285 | 9 | - | - | - | 9 | - |
| Ice Hockey | 98 | 2 | 1 | - | - | - | 1 |
| University | 77 | 2 | 1 | - | - | - | 1 |
| Jet-Ski | 9 | 3 | 2 | - | - | - | 1 |
| Jet-Ski | 9 | 3 | 2 | - | - | - | 1 |
| Jiu-Jitsu | 49 | 1 | - | - | - | 1 | - |
| Jiu-Jitsu | 49 | 1 | - | - | - | 1 | - |
| Ju-Jitsu | 1 | 1 | - | - | - | 1 | - |
| Ju-Jitsu | 211 | 1 | - | - | - | 1 | - |
| Kabaddi | 156 | 1 | - | - | - | 1 | - |
| Kabaddi | 156 | 1 | - | - | - | 1 | - |
| Kempo | 33 | 2 | - | - | - | 2 | - |
| Kempo | 33 | 2 | - | - | - | 2 | - |
| Kickboxing | 25 | 1 | - | - | - | - | 1 |
| IKF-Kickboxing | 25 | 1 | - | - | - | - | 1 |
| Kung Fu | 19 | 3 | - | - | - | - | 3 |
| Kung Fu | 19 | 3 | - | - | - | - | 3 |
| Longue Paume | 6 | 3 | - | - | - | - | 3 |
| Longue Paume | 6 | 3 | - | - | - | - | 3 |

* Sports/Disciplines as reported by laboratories in ADAMS in 2017. Only sports/disciplines with AAF results are listed in the table. Therefore, the total samples for the sport may be larger than the sum of the listed disciplines.

Table 9 - AAF Outcomes by Sport Category - Other Sports (continued)

| Sport | Total Samples | Total AAFs | Medical Reasons | No Case to Answer | No Sanction | Pending | ADRV |
|---------------------------------|---------------|------------|-----------------|-------------------|-------------|------------|-----------|
| Mixed Martial Arts | 2,691 | 70 | 12 | 5 | 3 | 29 | 21 |
| Mixed Martial Arts | 340 | 32 | 2 | 1 | - | 26 | 3 |
| UFC | 126 | 1 | - | - | - | - | 1 |
| UFC BantamWeight | 373 | 9 | 8 | - | - | - | 1 |
| UFC Featherweight | 269 | 2 | 1 | 1 | - | - | - |
| UFC Flyweight | 193 | 2 | - | - | 1 | - | 1 |
| UFC Heavyweight | 154 | 7 | - | - | 1 | - | 6 |
| UFC Light Heavyweight | 156 | 5 | 1 | 1 | - | - | 3 |
| UFC Middleweight | 258 | 3 | - | 2 | - | - | 1 |
| UFC Strawweight | 182 | 3 | - | - | - | - | 3 |
| UFC Welterweight | 295 | 6 | - | - | 1 | 3 | 2 |
| Multifunctional Training | 9 | 1 | - | - | - | - | 1 |
| Multifunctional Training | 9 | 1 | - | - | - | - | 1 |
| Padel | 19 | 1 | - | - | - | - | 1 |
| Padel | 19 | 1 | - | - | - | - | 1 |
| Pencak Silat | 93 | 2 | - | - | - | 1 | 1 |
| Pencak Silat | 93 | 2 | - | - | - | 1 | 1 |
| Power Press | 68 | 1 | - | - | - | - | 1 |
| Power Press | 68 | 1 | - | - | - | - | 1 |
| Powerlifting | 75 | 13 | - | - | - | 10 | 3 |
| WDFPF Powerlifting | 70 | 12 | - | - | - | 10 | 2 |
| WPA Powerlifting | 1 | 1 | - | - | - | - | 1 |
| School Sports | 64 | 1 | - | - | - | - | 1 |
| Athletics Sprint 400m or less | 12 | 1 | - | - | - | - | 1 |
| Strongman | 12 | 1 | - | - | - | - | 1 |
| Strongman | 12 | 1 | - | - | - | - | 1 |
| Table Tennis | 23 | 1 | - | 1 | - | - | - |
| University | 23 | 1 | - | 1 | - | - | - |
| Taekwondo | 65 | 1 | - | - | - | - | 1 |
| University Sparring | 50 | 1 | - | - | - | - | 1 |
| Traditional Archery | 18 | 1 | - | - | - | - | 1 |
| Traditional Archery | 18 | 1 | - | - | - | - | 1 |
| Ultimate Fighting | 24 | 1 | - | - | - | 1 | - |
| Ultimate Fighting | 24 | 1 | - | - | - | 1 | - |
| VA'A | 16 | 2 | - | - | - | 2 | - |
| Outrigger (Sprint) | 16 | 2 | - | - | - | 2 | - |
| Volleyball | 111 | 2 | 1 | 1 | - | - | - |
| Military Volleyball | 6 | 1 | - | 1 | - | - | - |
| University Volleyball | 24 | 1 | 1 | - | - | - | - |
| Grand Total | 9,241 | 241 | 32 | 14 | 3 | 115 | 77 |

* Sports/Disciplines as reported by laboratories in ADAMS in 2017. Only sports/disciplines with AAF results are listed in the table. Therefore, the total samples for the sport may be larger than the sum of the listed disciplines.



Section 2

Outcomes of 2017 AAFs by Testing Authority Category

This Report is compiled based on decisions received by WADA before 31 May 2019.

Table 1 - AAF Outcomes by TA* Category

| TA Category | Total TAs | Total Samples** | Total AAFs** | Medical Reasons | No Case to Answer | No Sanction | Pending | ADRV*** |
|--|------------|-----------------|--------------|-----------------|-------------------|-------------|------------|--------------|
| National Anti-Doping Organization (NADO) | 111 | 161,470 | 1,855 | 182 | 74 | 74 | 421 | 1,104 |
| Member of Association of Summer Olympic International Federations (ASOIF) | 28 | 43,389 | 272 | 51 | 30 | 16 | 33 | 142 |
| National Federation (NF) | 48 | 9,189 | 172 | - | 3 | 16 | 110 | 43 |
| Other Sports Organization**** | 53 | 5,506 | 131 | - | 1 | 8 | 79 | 43 |
| Member of Alliance of Independent recognized Members of Sport (AIMS) | 19 | 1,401 | 73 | 6 | 1 | 1 | 20 | 45 |
| Regional Sports Organization | 48 | 8,712 | 75 | 1 | 7 | 1 | 43 | 23 |
| Other Code Signatories | 30 | 4,816 | 71 | 21 | 6 | - | 22 | 22 |
| Member of Association of the IOC Recognized International Sports Federations (ARISF) | 37 | 2,857 | 57 | 4 | 1 | 3 | 36 | 13 |
| Member of Association of International Olympic Winter Sports Federations (AIOWF) | 7 | 6,025 | 18 | 10 | - | 1 | 0 | 7 |
| Regional Anti-Doping Organization (RADO) | 15 | 1,230 | 15 | - | - | - | 6 | 9 |
| Multi-Sport Organization and Event (MEO) | 2 | 637 | 10 | - | - | - | 2 | 8 |
| Grand Total | 398 | 245,232 | 2,749 | 275 | 123 | 120 | 772 | 1,459 |

* The Testing Authority (TA) may have authorized a particular sample collection; however it might not be responsible for the results management process. Another organization (International Federation, National Anti-Doping Organization, or National Federation) may be the relevant Results Management Authority and therefore responsible for rendering a decision for a particular case.

** Figures as reported in 2017 Anti-Doping Testing Figures Report, including urine and blood samples in ADAMS but not athlete biological passport (ABP) samples.

*** Based on each AAF which may not be the same as the number of decisions rendered. A decision may refer to multiple AAFs from the same athlete.

**** Organizations that are not included in the categories explicitly listed in this table.

Table 2 - AAF Outcomes by TA Category - ASOIF IFs

| ADAMS Code | TA Name | Total Samples | Total AAFs* | Medical Reasons | No Case to Answer | No Sanction | Pending | ADRV |
|--------------------|---|---------------|-------------|-----------------|-------------------|-------------|-----------|------------|
| UCI | International Cycling Union | 8,953 | 93 | 23 | 16 | 1 | 2 | 51 |
| IAAF - AIU | IAAF - Athletics Integrity Unit | 7,435 | 37 | 1 | 3 | 5 | 13 | 15 |
| IWF | International Weightlifting Federation | 2,764 | 29 | 2 | 1 | 1 | 1 | 24 |
| ITF | International Tennis Federation | 5,144 | 27 | 9 | 4 | - | 5 | 9 |
| FINA | International Swimming Federation | 5,450 | 9 | 2 | - | 1 | 2 | 4 |
| IJF | International Judo Federation | 948 | 9 | 2 | - | - | 3 | 4 |
| UWW | United World Wrestling | 863 | 9 | - | - | 1 | - | 8 |
| World Rugby | World Rugby | 2,442 | 8 | 2 | 3 | - | - | 3 |
| WT | World Taekwondo | 834 | 7 | 1 | - | - | - | 6 |
| ITU | International Triathlon Union | 867 | 6 | 3 | - | 1 | - | 2 |
| FEI | International Equestrian Federation | 132 | 5 | - | - | - | 5 | - |
| FIFA | International Federation of Football Associations | 1,271 | 5 | 1 | 2 | - | - | 2 |
| AIBA | International Boxing Association | 528 | 4 | 1 | - | - | - | 3 |
| FIG | International Gymnastics Federation | 388 | 4 | 1 | - | - | - | 3 |
| ISSF | International Shooting Sport Federation | 535 | 4 | - | - | 4 | - | - |
| FIH | International Hockey Federation | 280 | 3 | 1 | - | - | - | 2 |
| FISA | International Rowing Federation | 366 | 3 | - | - | - | 2 | 1 |
| FIVB | International Volleyball Federation | 642 | 3 | - | - | 2 | - | 1 |
| ICF | International Canoe Federation | 360 | 3 | 1 | - | - | - | 2 |
| IHF | International Handball Federation | 344 | 2 | - | 1 | - | - | 1 |
| FIE | International Fencing Federation | 486 | 1 | 1 | - | - | - | - |
| UIPM | International Modern Pentathlon Union | 182 | 1 | - | - | - | - | 1 |
| BWF | Badminton World Federation | 700 | - | - | - | - | - | - |
| FIBA | International Basketball Federation | 896 | - | - | - | - | - | - |
| IGF | International Golf Federation | 26 | - | - | - | - | - | - |
| ITTF | International Table Tennis Federation | 177 | - | - | - | - | - | - |
| WA | World Archery Federation | 246 | - | - | - | - | - | - |
| WS | World Sailing | 130 | - | - | - | - | - | - |
| Grand Total | | 43,389 | 272 | 51 | 30 | 16 | 33 | 142 |

Table 3 - AAF Outcomes by TA Category - AIOWF IFs

| ADAMS Code | TA Name | Total Samples | Total AAFs* | Medical Reasons | No Case to Answer | No Sanction | Pending | ADRV |
|--------------------|---|---------------|-------------|-----------------|-------------------|-------------|----------|----------|
| IIHF | International Ice Hockey Federation | 696 | 9 | 1 | - | 1 | - | 7 |
| WCF | World Curling Federation | 186 | 6 | 6 | - | - | - | - |
| IBSF | International Bobsleigh and Skeleton Federation | 411 | 2 | 2 | - | - | - | - |
| FIS | International Ski Federation | 2,328 | 1 | 1 | - | - | - | - |
| FIL | International Luge Federation | 136 | - | - | - | - | - | - |
| IBU | International Biathlon Union | 860 | - | - | - | - | - | - |
| ISU | International Skating Union | 1,408 | - | - | - | - | - | - |
| Grand Total | | 6,025 | 18 | 10 | - | 1 | - | 7 |

* As reported in the 2017 Anti-Doping Testing Figures Report, including urine and blood samples in ADAMS but not ABP samples.

Table 4 - AAF Outcomes by TA Category - ARISF IFs

| ADAMS Code | TA Name | Total Samples | Total AAFs* | Medical Reasons | No Case to Answer | No Sanction | Pending | ADRV |
|--------------------|--|---------------|-------------|-----------------|-------------------|-------------|-----------|-----------|
| WBSC | World Baseball Softball Confederation | 293 | 21 | - | - | - | 21 | - |
| ICU | International Cheer Union | 53 | 5 | - | - | - | 5 | - |
| WSK | World Skate | 288 | 5 | - | 1 | 3 | - | 1 |
| WBF | World Bridge Federation | 11 | 3 | 1 | - | - | 2 | - |
| CMSB | Bowl Sports World Confederation | 13 | 2 | - | - | - | 2 | - |
| FAI | World Air Sports Federation | 37 | 2 | 2 | - | - | - | - |
| IFMA | International Federation of Muaythai Amateur | 51 | 2 | - | - | - | - | 2 |
| IOF | International Orienteering Federation | 93 | 2 | 1 | - | - | - | 1 |
| WCBS | World Confederation of Billiards Sports | 19 | 2 | - | - | - | 2 | - |
| WDSF | World DanceSport Federation | 73 | 2 | - | - | - | - | 2 |
| CMAS | World Underwater Federation | 160 | 1 | - | - | - | - | 1 |
| FIA | International Automobile Federation | 120 | 1 | - | - | - | - | 1 |
| FIM | International Motorcycling Federation | 121 | 1 | - | - | - | 1 | - |
| FIPV | International Federation of Basque Pelota | 29 | 1 | - | - | - | 1 | - |
| ICC | International Cricket Council | 389 | 1 | - | - | - | - | 1 |
| IFF | International Floorball Federation | 103 | 1 | - | - | - | 1 | - |
| IFS-Sumo | International Sumo Federation | 31 | 1 | - | - | - | - | 1 |
| ILSF | International Life Saving Federation | 27 | 1 | - | - | - | 1 | - |
| IWWF | International Waterski & Wakeboard Federation | 115 | 1 | - | - | - | - | 1 |
| UIAA | International Climbing and Mountaineering Federation | 45 | 1 | - | - | - | - | 1 |
| UIM | International Powerboating Union | 34 | 1 | - | - | - | - | 1 |
| Grand Total | | 2,105 | 57 | 4 | 1 | 3 | 36 | 13 |

Table 5 - AAF Outcomes by TA Category - AIMS IFs

| ADAMS Code | TA Name | Total Samples | Total AAFs* | Medical Reasons | No Case to Answer | No Sanction | Pending | ADRV |
|--------------------|--|---------------|-------------|-----------------|-------------------|-------------|-----------|-----------|
| IFBB | International Federation of Bodybuilding and Fitness | 160 | 46 | - | - | - | 17 | 29 |
| IPF | International Powerlifting Federation | 786 | 22 | 6 | - | 1 | 1 | 14 |
| FIAS | International Federation of Sambo | 203 | 1 | - | - | - | - | 1 |
| FMJD | World Draughts Federation | 16 | 1 | - | - | - | 1 | - |
| JJIF | Ju-Jitsu International Federation | 4 | 1 | - | - | - | 1 | - |
| WAKO | World Association of Kickboxing Organizations | 53 | 2 | - | 1 | - | - | 1 |
| Grand Total | | 1,222 | 73 | 6 | 1 | 1 | 20 | 45 |

Table 6 - AAF Outcomes by TA Category - MEOs

| ADAMS Code | TA Name | Total Samples | Total AAFs* | Medical Reason | No Case to Answer | No Sanction | Pending | ADRV |
|--------------------|-------------------------|---------------|-------------|----------------|-------------------|-------------|----------|----------|
| OCA | Olympic Council of Asia | 601 | 10 | - | - | - | 2 | 8 |
| Grand Total | | 601 | 10 | - | - | - | 2 | 8 |

* As reported in the 2017 Anti-Doping Testing Figures Report, including urine and blood samples in ADAMS but not ABP samples.

Table 7 - AAF Outcomes by TA Category - NADOs

| ADAMS Code | TA Name | Total Samples | Total AAFs* | Medical Reasons | No Case to Answer | No Sanction | Pending | ADRV |
|---------------|---|---------------|-------------|-----------------|-------------------|-------------|---------|------|
| AFLD-NADO | French Anti-Doping Agency | 7,276 | 164 | 23 | 20 | 4 | 19 | 98 |
| USADA | US Anti-Doping Agency | 9,820 | 136 | 45 | 9 | 10 | 5 | 67 |
| CHINADA | China Anti-Doping Agency | 11,049 | 84 | 5 | - | 36 | - | 43 |
| NADO ITALIA | Italian National Anti-Doping Agency | 8,710 | 75 | 4 | 3 | 1 | 5 | 62 |
| IND-NADO | National Anti Doping Agency -India | 3,174 | 71 | - | - | - | 21 | 50 |
| NADA | German National Anti-Doping Agency | 14,406 | 62 | 20 | 5 | 2 | 8 | 27 |
| ABCD | Brasilian Authority on Anti-Doping Control | 5,667 | 59 | - | 4 | - | 6 | 49 |
| UKAD | UK Anti-Doping | 7,426 | 57 | 1 | - | - | 25 | 31 |
| CCES | Canadian Centre for Ethics in Sport | 3,943 | 56 | 22 | 2 | 1 | - | 31 |
| IRI-NADO | I.R Iran National Anti-Doping Organization | 1,149 | 53 | - | - | - | 50 | 3 |
| ESP-NADO | Spain National Anti-Doping Agency | 3,655 | 49 | 2 | - | 1 | 4 | 42 |
| ADoP | Portugal Anti-Doping Agency | 2,926 | 47 | 1 | - | - | 28 | 18 |
| SAIDS | South African Institute for Drug-Free Sport | 1,178 | 45 | 3 | 1 | - | 1 | 40 |
| ASADA | Australian Sports Anti-Doping Authority | 4,641 | 42 | 13 | 2 | - | 4 | 23 |
| KADA | Korea Anti-Doping Agency | 3,069 | 42 | - | 7 | 1 | - | 34 |
| POLADA | Polish Anti-Dopng Agency | 3,424 | 41 | - | - | - | 39 | 2 |
| NADOF | NADO Flanders | 2,059 | 39 | 8 | 2 | - | 3 | 26 |
| RF | Swedish Sports Confederation | 3,451 | 39 | 2 | - | - | 37 | - |
| DCAT | Doping Control Agency of Thailand | 2,781 | 33 | - | - | - | 20 | 13 |
| RUSADA | Russian National Anti-Doping Organization | 5,487 | 32 | - | 1 | - | 4 | 27 |
| COL-NADO | Colombian NADO | 1,591 | 31 | 1 | 6 | 2 | 4 | 18 |
| EGY-NADO | Egyptian National Anti-doping Organization | 915 | 31 | - | - | - | 2 | 29 |
| TADC | Turkish Anti Doping Commission | 3,700 | 30 | - | - | - | - | 30 |
| ADAN | Netherlands Anti-Doping Authority | 2,563 | 28 | 4 | 1 | - | 8 | 15 |
| ANAD-Romania | Romanian National Anti-Doping Agency | 3,200 | 28 | - | - | 1 | 5 | 22 |
| BEL-CFWB | French Community of Belgium NADO | 1,443 | 28 | 5 | 4 | 1 | 2 | 16 |
| CHI-NADO | Chilean National Anti-Doping Commission | 1,629 | 24 | 3 | 1 | 2 | 2 | 16 |
| KAZ-NADO | Kazakhstan National Anti-Doping Centre | 1,018 | 24 | - | - | - | 1 | 23 |
| AMADA | Azerbaijan National Anti-Doping Agency (AMADA) | 533 | 22 | 1 | - | 2 | - | 19 |
| CADC | Czech Anti-Doping Committee | 1,467 | 19 | 2 | - | - | 11 | 6 |
| ARG-NADO | National Anti-Doping Commission of Argentina | 1,045 | 17 | - | - | - | 3 | 14 |
| HUNADO | Hungarian Anti-Doping Agency | 1,593 | 17 | - | - | - | - | 17 |
| ADD | Anti-Doping Denmark | 1,498 | 16 | 5 | - | - | 4 | 7 |
| ADNO | Anti-Doping Norway | 2,434 | 16 | 6 | 1 | - | 3 | 6 |
| NADC Ukraine | National Anti-doping Center of Ukraine | 748 | 16 | - | - | 1 | 3 | 12 |
| ADCH | Antidoping Switzerland | 2,445 | 13 | 1 | - | - | 9 | 3 |
| BUL-NADO | Bulgarian Anti-doping Center | 777 | 12 | - | - | - | - | 12 |
| GUA-OAD | Guatemala NADO | 203 | 12 | - | - | 1 | 4 | 7 |
| NADA Austria | National Anti-Doping Agency Austria GmbH | 1,843 | 12 | 1 | - | - | 4 | 7 |
| ADAS | Anti-Doping Agency of Serbia | 613 | 11 | - | - | - | 1 | 10 |
| CONAD PERU | Peru National Anti-Doping Commission | 499 | 11 | - | - | - | 1 | 10 |
| KSA-NADO | Saudi Arabian Antidoping Committee | 999 | 11 | - | - | 1 | 6 | 4 |
| MGL-NADO | Mongolian National Anti-Doping Organization | 204 | 11 | - | - | - | 11 | - |
| ADAK | Anti-Doping Agency of Kenya | 878 | 10 | - | - | - | - | 10 |
| ALG-NADO | Algerian National Anti-Doping Commission | 194 | 10 | - | - | - | 1 | 9 |
| FINCIS/FINADA | Finnish Center for Integrity in Sports/Finnish Anti-Doping Agency | 2,713 | 10 | - | - | - | 8 | 2 |
| MEX-NADO | Mexican National Anti-Doping Committee | 157 | 10 | - | - | 1 | 5 | 4 |
| DFSNZ | Drug Free Sport New Zealand | 1,688 | 9 | - | 2 | - | 5 | 2 |
| CUB-NADO | Cuban National Anti-Doping Agency | 1,139 | 8 | 2 | - | 1 | - | 5 |

* As reported in the 2017 Anti-Doping Testing Figures Report, including urine and blood samples in ADAMS but not ABP samples.

Table 7 - AAF Outcomes by TA Category - NADOs (continued)

| ADAMS Code | TA Name | Total Samples | Total AAFs* | Medical Reasons | No Case to Answer | No Sanction | Pending | ADRV |
|--------------------|--|----------------|--------------|-----------------|-------------------|-------------|------------|--------------|
| LTU-NADO | Lithuanian Anti-Doping Agency | 133 | 8 | - | - | - | 5 | 3 |
| SADA | Slovak Anti-Doping Agency | 325 | 8 | - | - | - | - | 8 |
| NGR-NADO | Nigerian National Anti-Doping Committee | 30 | 7 | - | - | - | 1 | 6 |
| URU-NADO | Uruguay Anti-Doping | 121 | 7 | - | - | - | 2 | 5 |
| BNADA | Belarus National Anti-Doping Agency | 775 | 6 | - | - | - | - | 6 |
| ALAD | Luxembourg NADO | 188 | 5 | - | - | - | - | 5 |
| CTADA | Anti-Doping Commission, Chinese Taipei Olympic Committee | 218 | 5 | - | - | - | - | 5 |
| CYADA | Cyprus Anti-Doping Authority | 226 | 5 | - | - | - | - | 5 |
| EADA | Estonian Anti-Doping Agency | 301 | 5 | - | - | - | 1 | 4 |
| ISR-NADO | Israeli NADO | 353 | 5 | - | - | 1 | 3 | 1 |
| JADA | Japan Anti-Doping Agency | 5,043 | 5 | - | - | 1 | - | 4 |
| JADO | Jordan Anti-doping Organization | 125 | 5 | - | - | - | - | 5 |
| SRI-NADO | Sri Lanka Anti Doping Agency | 131 | 5 | - | - | - | 5 | - |
| ADAMAS | Anti-Doping Agency of Malaysia | 379 | 4 | - | - | - | 3 | 1 |
| ISL-NADO | National Olympic and Sports Association of Iceland | 142 | 4 | - | - | - | 3 | 1 |
| JADCO | Jamaica Anti-Doping Commission | 492 | 4 | 2 | - | - | - | 2 |
| LAT-NADO | Anti-Doping department of State Sports Medicine Centre | 160 | 4 | - | - | - | 2 | 2 |
| QADC | Qatar Antidoping Commission | 259 | 4 | - | - | - | - | 4 |
| ANAD | National Anti-Doping Agency of Tunisia | 244 | 3 | - | 1 | 1 | - | 1 |
| BiH-NADO | Agency for Anti-Doping Control of Bosnia and Herzegovina | 416 | 3 | - | - | - | 1 | 2 |
| ECU-NADO | Ecuador NADO | 76 | 3 | - | - | - | - | 3 |
| ESKAN | Hellenic National Council for Combatting Doping | 979 | 3 | - | - | 1 | 2 | - |
| PAR-NADO | Anti-Doping Paraguay | 551 | 3 | - | - | - | 1 | 2 |
| BSADA | Bermuda Sport Anti- Doping Authority | 82 | 2 | - | 1 | - | 1 | - |
| CITA | Croatian Institute for Toxicology and Anti-Doping | 735 | 2 | - | - | 1 | - | 1 |
| CMA Monaco | Monaco Anti-Doping Committee | 103 | 2 | - | - | - | 2 | - |
| MLT-NADO | Anti-Doping Commission of Malta | 111 | 2 | - | - | - | - | 2 |
| NADC | National Anti-Doping Commission of Barbados | 14 | 2 | - | - | - | 2 | - |
| NADO Moldova | National Antidoping Agency of the Republic of Moldova | 28 | 2 | - | - | - | - | 2 |
| SI | Sport Ireland | 1,115 | 2 | - | - | - | 1 | 1 |
| ADOPak | Anti-Doping Organization of Pakistan | 76 | 1 | - | - | - | 1 | - |
| ARM-NADO | Armenian National Anti-Doping Organization | 25 | 1 | - | - | - | - | 1 |
| ETH-NADO | Ethiopian Anti doping Organization | 349 | 1 | - | 1 | - | - | - |
| MYA-NADO | Myanmar Anti-Doping Organization | 2 | 1 | - | - | - | 1 | - |
| PHI-NADO | Philippine Sports Commission | 19 | 1 | - | - | - | 1 | - |
| SMR-NADO | San Marino Standing Committee on Anti-Doping | 109 | 1 | - | - | - | - | 1 |
| VADA | Vietnam Anti-Doping & Sports Medicine Agency | 41 | 1 | - | - | - | 1 | - |
| Grand Total | | 159,496 | 1,855 | 182 | 74 | 74 | 421 | 1,104 |

Table 8 - AAF Outcomes by TA Category - RADOs

| ADAMS Code | TA Name | Total Samples | Total AAFs* | Medical Reasons | No Case to Answers | No Sanction | Pending | ADRV |
|--------------------|---------------------|---------------|-------------|-----------------|--------------------|-------------|----------|----------|
| AFR-RADO-I | Africa Zone I RADO | 474 | 9 | - | - | - | 2 | 7 |
| O-RADO | Oceania RADO | 158 | 3 | - | - | - | 3 | - |
| AFR-RADO-VI | Africa Zone VI RADO | 89 | 2 | - | - | - | 1 | 1 |
| CAR-RADO | Caribbean RADO | 74 | 1 | - | - | - | - | 1 |
| Grand Total | | 795 | 15 | - | - | - | 6 | 9 |

* As reported in the 2017 Anti-Doping Testing Figures Report, including urine and blood samples in ADAMS but not ABP samples.

Table 9 - AAF Outcomes by TA Category - Other Code Signatories

| ADAMS Code | TA Name | Total Samples | Total AAFs* | Medical Reasons | No Case to Answer | No Sanction | Pending | ADRV |
|--------------------|--|---------------|-------------|-----------------|-------------------|-------------|-----------|-----------|
| IPC | International Paralympic Committee | 1,379 | 21 | 9 | 2 | - | 4 | 6 |
| FISU | International University Sport Federation | 860 | 6 | 4 | - | - | 1 | 1 |
| WTC | World Triathlon Corporation | 689 | 6 | 2 | - | - | 1 | 3 |
| WAF | World Arm Wrestling Federation | 96 | 5 | - | - | - | 1 | 4 |
| CISM | International Military Sports Council | 199 | 4 | 3 | 1 | - | - | - |
| IBSA | International Blind Sport Association | 93 | 4 | - | 1 | - | 3 | - |
| IMGA | International Masters Games Association | 62 | 4 | - | 2 | - | 2 | - |
| IWGA | International World Games Association | 389 | 4 | - | - | - | 2 | 2 |
| ICSD / CISS | International Committee of Sports for the Deaf | 330 | 3 | 1 | - | - | - | 2 |
| WPV | World Paravolley | 64 | 3 | 2 | - | - | - | 1 |
| IUKL | International Union of Kettlebell Lifting | 32 | 2 | - | - | - | 2 | - |
| IWAS | International Wheelchair and Amputee Sports Federation | 66 | 2 | - | - | - | 2 | - |
| IWRF | International Wheelchair Rugby Federation | 21 | 2 | - | - | - | 2 | - |
| BISFED | Boccia International Sports Federation | 45 | 1 | - | - | - | - | 1 |
| CGF | Commonwealth Games Federation | 70 | 1 | - | - | - | 1 | - |
| IFCPF | International Federation of Cerebral Palsy Football | 16 | 1 | - | - | - | 1 | - |
| IKA | Kurash International Federation | 17 | 1 | - | - | - | - | 1 |
| WKO | World Karate Organization | 34 | 1 | - | - | - | - | 1 |
| Grand Total | | 4,462 | 71 | 21 | 6 | - | 22 | 22 |

Table 10 - AAF Outcomes by TA Category - Regional Sports Organizations

| ADAMS Code | TA Name | Total Samples | Total AAFs* | Medical Reasons | No Case to Answer | No Sanction | Pending | ADRV |
|--------------------|---|---------------|-------------|-----------------|-------------------|-------------|-----------|-----------|
| ORDECA | Central American Sports Organization | 456 | 13 | - | - | - | 12 | 1 |
| CONMEBOL | South American Football Confederation | 1,671 | 11 | - | 1 | - | 7 | 3 |
| UEFA | Union of European Football Associations | 2,623 | 7 | - | 2 | - | - | 5 |
| ABBF | Asian Bodybuilding and Physique Sports Federation | 5 | 5 | - | - | - | 5 | - |
| EA | European Athletics Association | 794 | 5 | - | 2 | 1 | 1 | 1 |
| EBU | European Boxing Union | 63 | 5 | - | - | - | 5 | - |
| GBR-SNRL | Six Nations Rugby Limited | 130 | 5 | - | 1 | - | 4 | - |
| EUR-HAND | European Handball Federation | 206 | 4 | - | - | - | 1 | 3 |
| EJU | European Judo Union | 38 | 3 | - | 1 | - | - | 2 |
| AAA | Asian Athletics Association | 83 | 2 | - | - | - | 1 | 1 |
| AGF | Asian Gymnastics Federation | 19 | 2 | - | - | - | - | 2 |
| EAF | European Armwrestling Federation | 32 | 2 | - | - | - | - | 2 |
| EPCR | European Professional Club Rugby | 116 | 2 | - | - | - | 2 | - |
| APC | Asian Paralympic Committee | 50 | 1 | - | - | - | 1 | - |
| AVC-VB | Asian Volleyball Confederation | 74 | 1 | - | - | - | - | 1 |
| ETU | European Triathlon Union | 45 | 1 | - | - | - | - | 1 |
| EUBC | European Boxing Confederation | 68 | 1 | - | - | - | 1 | - |
| EUR-WL | European Masters Weightlifting Committee | 30 | 1 | - | - | - | 1 | - |
| JUA | Judo Union of Asia | 41 | 1 | - | - | - | - | 1 |
| LEN | European Swimming League | 166 | 1 | 1 | - | - | - | - |
| ODEBO | Bolivian Sports Organization | 406 | 1 | - | - | - | 1 | - |
| ODESUR | South American Sports Organization | 103 | 1 | - | - | - | 1 | - |
| Grand Total | | 7,219 | 75 | 1 | 7 | 1 | 43 | 23 |

* As reported in the 2017 Anti-Doping Testing Figures Report, including urine and blood samples in ADAMS but not ABP samples.

Table 11 - AAF Outcomes by TA Category - National Federations

| ADAMS Code | TA Name | Total Samples | Total AAFs* | Medical Reasons | No Case to Answer | No Sanction | Pending | ADRV |
|--------------------|--|---------------|-------------|-----------------|-------------------|-------------|------------|-----------|
| CHN-NF | CHN-National Federations in China | 1,606 | 33 | - | - | 7 | 8 | 18 |
| USA-USAPL | USA Powerlifting | 377 | 28 | - | - | - | 28 | - |
| MEX-BASL | Mexican League Baseball | 281 | 18 | - | - | - | 18 | - |
| MEX-FO | Mexican Football Federation | 482 | 16 | - | 2 | 2 | 11 | 1 |
| BRA-CBF | Brazilian Football Confederation | 1,167 | 14 | - | - | - | 3 | 11 |
| DEN-DBFF | Danish Bodybuilding and Fitness Federation | 9 | 9 | - | - | - | 9 | - |
| VEN-ProBB | Venezuelan Professional Baseball League | 83 | 5 | - | - | - | 5 | - |
| CHN-COS | CHN-Colleges or Schools in China | 96 | 4 | - | - | 2 | - | 2 |
| CHN-FUS | CHN-Federation of University Sports of China | 420 | 4 | - | 1 | - | - | 3 |
| CHN-MSD | CHN-Military Sport Department in China | 428 | 4 | - | - | 4 | - | - |
| FEF | Ecuador Football Federation | 690 | 4 | - | - | - | 4 | - |
| GBR-GBPF | Great Britain Powerlifting Federation | 111 | 4 | - | - | - | 4 | - |
| GERAKLION FUND | Geraklion Fund-Fit League | 18 | 4 | - | - | - | 4 | - |
| TUR-BAS | Turkish Basketball Federation | 486 | 3 | - | - | - | 2 | 1 |
| BEL-CY | Royal Belgian Cycling League | 181 | 2 | - | - | - | 2 | - |
| GNBF | German Natural Bodybuilding & Fitness Federation | 66 | 2 | - | - | - | - | 2 |
| ITA-PL | Italian Powerlifting Federation | 36 | 2 | - | - | - | 2 | - |
| MLT-FOO | Malta Football Association | 148 | 2 | - | - | - | 2 | - |
| CHN-SFDP | CHN-Sport Federation of China Disabled Persons | 308 | 1 | - | - | - | - | 1 |
| ESP-BB | Spanish Federation of Bodybuilding and Fitness | 5 | 1 | - | - | - | 1 | - |
| ESP-FCF | Catalan Bodybuilding Federation | 2 | 1 | - | - | - | 1 | - |
| GBR-NPA | Natural Physique Association | 8 | 1 | - | - | - | 1 | - |
| GER-AWR | German Armwrestling Association | 2 | 1 | - | - | - | - | 1 |
| GER-TR | German Triathlon Union | 104 | 1 | - | - | - | - | 1 |
| GER-WurtFoot | Württemberg Football Association | 12 | 1 | - | - | 1 | - | - |
| IND-BCCI | Board of Control for Cricket in India | 275 | 1 | - | - | - | - | 1 |
| IRQ-WF | Iraqi Weightlifting Federation | 8 | 1 | - | - | - | - | 1 |
| ISR-FB | Israel Football Association | 54 | 1 | - | - | - | 1 | - |
| KOR-CYC | Korea Cycle Racing Association | 209 | 1 | - | - | - | 1 | - |
| MJA | Macao Judo Association | 21 | 1 | - | - | - | 1 | - |
| PAK-PL | Pakistan Powerlifting Federation | 3 | 1 | - | - | - | 1 | - |
| SKKF | Swedish Bodybuilding and Fitness Federation | 8 | 1 | - | - | - | 1 | - |
| Grand Total | | 7,704 | 172 | - | 3 | 16 | 110 | 43 |

Table 12 - AAF Outcomes by TA Category - Other Sports Organizations**

| ADAMS Code | TA Name | Total Samples | Total AAFs* | Medical Reasons | No Case to Answer | No Sanction | Pending | ADRV |
|--------------------|---------|---------------|-------------|-----------------|-------------------|-------------|-----------|-----------|
| Grand Total | | 5,177 | 131 | - | 1 | 8 | 79 | 43 |

* As reported in the 2017 Anti-Doping Testing Figures Report, including urine and blood samples in ADAMS but not ABP samples.



Section 3

Report of 2017 Non-Analytical ADRVs¹

This Report is compiled based on decisions received by WADA before 31 May 2019.

¹ The Non-Analytical ADRVs in this Report refer to ADRVs related to World Anti-Doping Code (Code) article 2 other than presence of a prohibited substance and were based on decisions rendered in 2017 and received by WADA.

Table 1 - Non-Analytical ADRV Cases Committed by Athletes by Sport and Nationality*

| Sport-Athlete Nationality | ADRV Cases |
|---------------------------|------------|
| Aquatics | 5 |
| AUSTRALIA | 3 |
| CANADA | 1 |
| ROMANIA | 1 |
| Athletics | 72 |
| AUSTRALIA | 1 |
| BELGIUM | 1 |
| CHINA | 2 |
| ETHIOPIA | 1 |
| FRANCE | 3 |
| GERMANY | 1 |
| ITALY | 2 |
| JAMAICA | 2 |
| KENYA | 2 |
| LITHUANIA | 1 |
| MOROCCO | 6 |
| NORWAY | 2 |
| ROMANIA | 1 |
| RUSSIAN FEDERATION | 15 |
| SAUDI ARABIA | 1 |
| SLOVAKIA | 1 |
| SPAIN | 1 |
| SWITZERLAND | 1 |
| TURKEY | 7 |
| UKRAINE | 3 |
| UNITED ARAB EMIRATES | 2 |
| UNITED KINGDOM | 3 |
| UNITED STATES | 13 |
| Automobile Sports | 4 |
| ITALY | 4 |
| Baseball | 2 |
| NETHERLANDS | 1 |
| UNITED STATES | 1 |
| Basketball | 3 |
| AUSTRIA | 1 |
| FRANCE | 1 |
| UNITED STATES | 1 |
| Billiards | 1 |
| CROATIA | 1 |
| Bobsleigh | 2 |
| RUSSIAN FEDERATION | 2 |

| Sport-Athlete Nationality | ADRV Cases |
|---------------------------|------------|
| Bodybuilding | 69 |
| BELGIUM | 13 |
| BRAZIL | 1 |
| CZECH REPUBLIC | 2 |
| FRANCE | 7 |
| ITALY | 36 |
| JAPAN | 1 |
| KENYA | 1 |
| PERU | 1 |
| POLAND | 1 |
| ROMANIA | 1 |
| SLOVAKIA | 3 |
| TURKEY | 2 |
| Boxing | 7 |
| FRANCE | 2 |
| MALTA | 1 |
| RUSSIAN FEDERATION | 2 |
| SWITZERLAND | 1 |
| UNITED KINGDOM | 1 |
| Canoe/Kayak | 3 |
| CHILE | 1 |
| JAPAN | 1 |
| SINGAPORE | 1 |
| Cricket | 3 |
| JAMAICA | 1 |
| NEW ZEALAND | 2 |
| Cycling | 48 |
| AUSTRALIA | 1 |
| AUSTRIA | 2 |
| BRAZIL | 4 |
| CHINA | 1 |
| COLOMBIA | 1 |
| FRANCE | 4 |
| ITALY | 24 |
| NETHERLANDS | 1 |
| NEW ZEALAND | 1 |
| PORTUGAL | 3 |
| SOUTH AFRICA | 1 |
| SPAIN | 2 |
| SWITZERLAND | 1 |
| UNITED STATES | 2 |

| Sport-Athlete Nationality | ADRV Cases |
|------------------------------------|------------|
| Darts | 1 |
| NETHERLANDS | 1 |
| Equestrian | 2 |
| FRANCE | 1 |
| ITALY | 1 |
| Fencing | 1 |
| ITALY | 1 |
| Football | 8 |
| AUSTRALIA | 1 |
| FRANCE | 1 |
| NORWAY | 1 |
| SPAIN | 1 |
| SWITZERLAND | 4 |
| Gymnastics | 3 |
| FRANCE | 2 |
| PORTUGAL | 1 |
| Handball | 1 |
| FRANCE | 1 |
| Ice Hockey | 5 |
| CROATIA | 2 |
| NEW ZEALAND | 2 |
| SWITZERLAND | 1 |
| Judo | 4 |
| AUSTRIA | 1 |
| ITALY | 1 |
| RUSSIAN FEDERATION | 1 |
| TUNISIA | 1 |
| Kickboxing | 5 |
| FRANCE | 1 |
| ITALY | 1 |
| PORTUGAL | 2 |
| RUSSIAN FEDERATION | 1 |
| Mixed Martial Arts | 1 |
| UNITED STATES | 1 |
| Modern Pentathlon | 1 |
| RUSSIAN FEDERATION | 1 |
| Mountaineering and Climbing | 1 |
| ITALY | 1 |
| Para-Athletics | 1 |
| UNITED STATES | 1 |
| Powerlifting | 6 |
| CZECH REPUBLIC | 1 |
| DENMARK | 1 |
| FRANCE | 2 |
| INDIA | 1 |
| NORWAY | 1 |
| Rowing | 2 |
| GERMANY | 1 |
| RUSSIAN FEDERATION | 1 |

| Sport-Athlete Nationality | ADRV Cases |
|------------------------------|------------|
| Rugby League | 3 |
| FRANCE | 2 |
| UNITED KINGDOM | 1 |
| Rugby Union | 10 |
| FRANCE | 3 |
| NEW ZEALAND | 4 |
| UNITED KINGDOM | 3 |
| Sailing | 2 |
| FRANCE | 1 |
| PORTUGAL | 1 |
| Sepaktakraw | 6 |
| MALAYSIA | 6 |
| Shooting | 1 |
| SWITZERLAND | 1 |
| Skiing | 4 |
| GERMANY | 1 |
| ITALY | 1 |
| MONACO | 1 |
| RUSSIAN FEDERATION | 1 |
| Squash | 1 |
| FRANCE | 1 |
| Tennis | 3 |
| ITALY | 1 |
| NETHERLANDS | 1 |
| SUDAN | 1 |
| Triathlon | 4 |
| ITALY | 3 |
| UNITED STATES | 1 |
| Ultimate Fighting | 2 |
| UNITED STATES | 2 |
| Weightlifting | 13 |
| AZERBAIJAN | 1 |
| CROATIA | 1 |
| FRANCE | 1 |
| ITALY | 1 |
| RUSSIAN FEDERATION | 2 |
| TURKEY | 2 |
| UNITED STATES | 5 |
| Wheelchair Basketball | 1 |
| UNITED STATES | 1 |
| Wheelchair Tennis | 1 |
| UNITED KINGDOM | 1 |
| Wrestling | 5 |
| AZERBAIJAN | 1 |
| BULGARIA | 1 |
| FRANCE | 1 |
| RUSSIAN FEDERATION | 1 |
| UNITED STATES | 1 |
| Grand Total | 317 |

Table 2 - Non-Analytical ADRV Cases Committed by Athletes by Nationality* and Sport

| Athlete Nationality-Sport | ADRV Cases |
|---------------------------|------------|
| AUSTRALIA | 6 |
| Aquatics | 3 |
| Athletics | 1 |
| Cycling | 1 |
| Football | 1 |
| AUSTRIA | 4 |
| Basketball | 1 |
| Cycling | 2 |
| Judo | 1 |
| AZERBAIJAN | 2 |
| Weightlifting | 1 |
| Wrestling | 1 |
| BELGIUM | 14 |
| Athletics | 1 |
| Bodybuilding | 13 |
| BRAZIL | 5 |
| Bodybuilding | 1 |
| Cycling | 4 |
| BULGARIA | 1 |
| Wrestling | 1 |
| CANADA | 1 |
| Aquatics | 1 |
| CHILE | 1 |
| Canoe/Kayak | 1 |
| CHINA | 3 |
| Athletics | 2 |
| Cycling | 1 |
| COLOMBIA | 1 |
| Cycling | 1 |
| CROATIA | 4 |
| Billiards | 1 |
| Ice Hockey | 2 |
| Weightlifting | 1 |
| CZECH REPUBLIC | 3 |
| Bodybuilding | 2 |
| Powerlifting | 1 |
| DENMARK | 1 |
| Powerlifting | 1 |
| ETHIOPIA | 1 |
| Athletics | 1 |

| Athlete Nationality-Sport | ADRV Cases |
|-----------------------------|------------|
| FRANCE | 34 |
| Athletics | 3 |
| Basketball | 1 |
| Bodybuilding | 7 |
| Boxing | 2 |
| Cycling | 4 |
| Equestrian | 1 |
| Football | 1 |
| Gymnastics | 2 |
| Handball | 1 |
| Kickboxing | 1 |
| Powerlifting | 2 |
| Rugby League | 2 |
| Rugby Union | 3 |
| Sailing | 1 |
| Squash | 1 |
| Weightlifting | 1 |
| Wrestling | 1 |
| GERMANY | 3 |
| Athletics | 1 |
| Rowing | 1 |
| Skiing | 1 |
| INDIA | 1 |
| Powerlifting | 1 |
| ITALY | 77 |
| Athletics | 2 |
| Automobile Sports | 4 |
| Bodybuilding | 36 |
| Cycling | 24 |
| Equestrian | 1 |
| Fencing | 1 |
| Judo | 1 |
| Kickboxing | 1 |
| Mountaineering and Climbing | 1 |
| Skiing | 1 |
| Tennis | 1 |
| Triathlon | 3 |
| Weightlifting | 1 |
| JAMAICA | 3 |
| Athletics | 2 |
| Cricket | 1 |
| JAPAN | 2 |
| Bodybuilding | 1 |
| Canoe/Kayak | 1 |
| KENYA | 3 |
| Athletics | 2 |
| Bodybuilding | 1 |
| LITHUANIA | 1 |
| Athletics | 1 |

* As indicated in the decisions received by WADA.

Table 2- Non-Analytical ADRV Cases Committed by Athletes by Nationality* and Sport (continued)

| Athlete Nationality-Sport | ADRV Cases |
|---------------------------|------------|
| MALAYSIA | 6 |
| Sepaktakraw | 6 |
| MALTA | 1 |
| Boxing | 1 |
| MONACO | 1 |
| Skiing | 1 |
| MOROCCO | 6 |
| Athletics | 6 |
| NETHERLANDS | 4 |
| Baseball | 1 |
| Cycling | 1 |
| Darts | 1 |
| Tennis | 1 |
| NEW ZEALAND | 9 |
| Cricket | 2 |
| Cycling | 1 |
| Ice Hockey | 2 |
| Rugby Union | 4 |
| NORWAY | 4 |
| Athletics | 2 |
| Football | 1 |
| Powerlifting | 1 |
| PERU | 1 |
| Bodybuilding | 1 |
| POLAND | 1 |
| Bodybuilding | 1 |
| PORTUGAL | 7 |
| Cycling | 3 |
| Gymnastics | 1 |
| Kickboxing | 2 |
| Sailing | 1 |
| ROMANIA | 3 |
| Aquatics | 1 |
| Athletics | 1 |
| Bodybuilding | 1 |
| RUSSIAN FEDERATION | 27 |
| Athletics | 15 |
| Bobsleigh | 2 |
| Boxing | 2 |
| Judo | 1 |
| Kickboxing | 1 |
| Modern Pentathlon | 1 |
| Rowing | 1 |
| Skiing | 1 |
| Weightlifting | 2 |
| Wrestling | 1 |
| SAUDI ARABIA | 1 |
| Athletics | 1 |

| Athlete Nationality-Sport | ADRV Cases |
|-----------------------------|------------|
| SINGAPORE | 1 |
| Canoe/Kayak | 1 |
| SLOVAKIA | 4 |
| Athletics | 1 |
| Bodybuilding | 3 |
| SOUTH AFRICA | 1 |
| Cycling | 1 |
| SPAIN | 4 |
| Athletics | 1 |
| Cycling | 2 |
| Football | 1 |
| SUDAN | 1 |
| Tennis | 1 |
| SWITZERLAND | 9 |
| Athletics | 1 |
| Boxing | 1 |
| Cycling | 1 |
| Football | 4 |
| Ice Hockey | 1 |
| Shooting | 1 |
| TUNISIA | 1 |
| Judo | 1 |
| TURKEY | 11 |
| Athletics | 7 |
| Bodybuilding | 2 |
| Weightlifting | 2 |
| UKRAINE | 3 |
| Athletics | 3 |
| UNITED ARAB EMIRATES | 2 |
| Athletics | 2 |
| UNITED KINGDOM | 9 |
| Athletics | 3 |
| Boxing | 1 |
| Rugby League | 1 |
| Rugby Union | 3 |
| Wheelchair Tennis | 1 |
| UNITED STATES | 29 |
| Athletics | 13 |
| Baseball | 1 |
| Basketball | 1 |
| Cycling | 2 |
| Mixed Martial Arts | 1 |
| Para-Athletics | 1 |
| Triathlon | 1 |
| Ultimate Fighting | 2 |
| Weightlifting | 5 |
| Wheelchair Basketball | 1 |
| Wrestling | 1 |
| Grand Total | 317 |

* As indicated in the decisions received by WADA.

Table 3 - Non-Analytical ADRV Cases Committed by Athlete Support Personnel by Nationality*

| Nationality | Athlete Support Personnel |
|--------------------|---------------------------|
| ARGENTINA | 1 |
| BRAZIL | 2 |
| BULGARIA | 1 |
| CHINA | 3 |
| CROATIA | 1 |
| FRANCE | 3 |
| ITALY | 2 |
| KAZAKHSTAN | 1 |
| KENYA | 2 |
| MALAYSIA | 3 |
| ROMANIA | 1 |
| RUSSIAN FEDERATION | 5 |
| SOUTH AFRICA | 1 |
| UNITED STATES | 2 |
| Grand Total | 28 |

** As indicated in the decisions received by WADA.*

Table 4 - Non-Analytical ADRVs by Type of Violation - Athletes and Athlete Support Personnel (ASP)

| Type of Violations according to Code Articles* | Occurrences** -Athletes | Occurrences** -ASP |
|---|----------------------------|-----------------------|
| Article 2.2 - Use or attempted use*** | 127 | - |
| Article 2.3 - Refusing, failing without compelling justification or evading | 139 | - |
| Article 2.4 - Whereabouts violations**** | 34 | - |
| Article 2.5 - Tampering or attempted tampering | 15 | 5 |
| Article 2.6 - Possession | 71 | 4 |
| Article 2.7 - Trafficking or attempted trafficking | 9 | 3 |
| Article 2.8 - Administration, attempted administration or assisting, encouraging, aiding, abetting, covering up, etc. | 7 | 14 |
| Article 2.9 - Complicity | 5 | 13 |
| Article 2.10 - Prohibited Association | - | - |
| Grand Total | 407 | 39 |

* The following decisions were rendered in 2017 but were not included in this table:

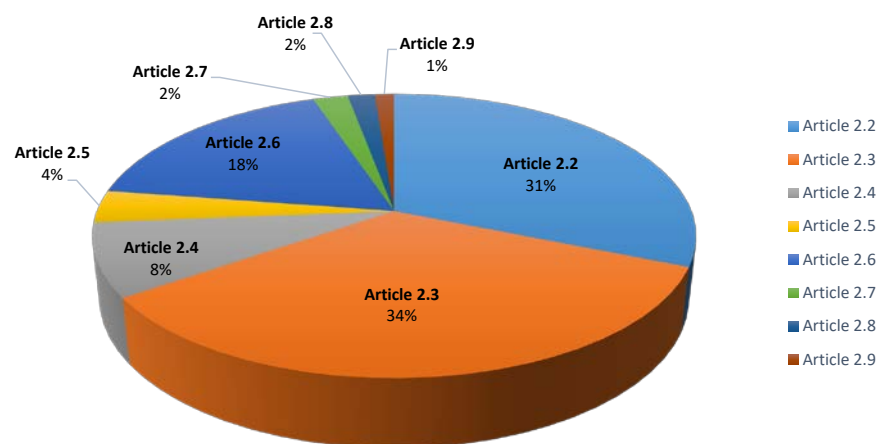
- **15 cases** in relation to Articles 10.12.1 and 10.12.3 of the 2015 World Anti-Doping Code - Violation of the prohibition against participation during ineligibility.
- **210 cases** from Italy which involved people that are not a member of any sports federation or association.

** Cases that are classified under multiple Code article violations are calculated as single occurrences for each type of violation. Therefore, the number of total occurrences is larger than that of non-analytical ADRV cases listed in Table 1, Table 2 and Table 3 of this section.

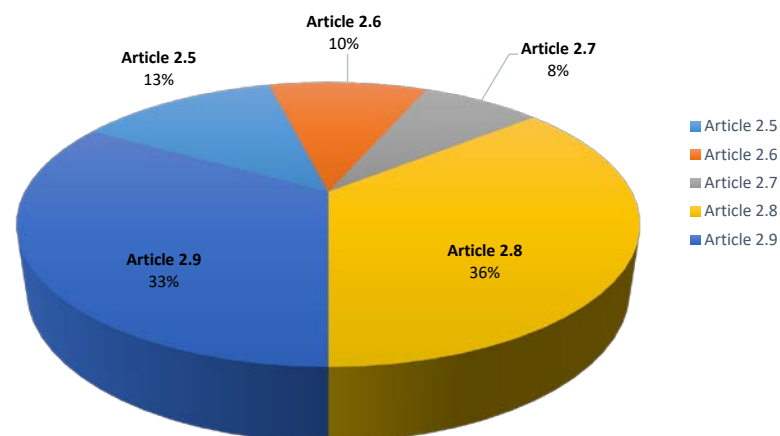
*** Including **32 ADRVs** that were a direct result of Athlete Biological Passport (ABP).

**** Three missed tests and/or filing failures within 12 months in line with Article 2.4 of the 2015 World-Anti Doping Code.

Type of Violations Committed by Athletes



Occurrences - ASP





Section 4

Report of 2017 Total Analytical¹ and Non-Analytical² ADRVs

This Report is compiled based on decisions received by WADA before 31 May 2019.

¹ The Analytical ADRVs in this Report refer to violations of World Anti-Doping Code (Code) Article 2.1 (presence of a prohibited substance or its metabolites or markers in an athlete's sample) as the results of AAFs (otherwise known as positive results) related to a urine and/or blood sample collected from an athlete in 2017, analyzed by WADA-accredited Laboratories and reported in ADAMS.

² The Non-Analytical ADRVs in this Report refer to ADRVs related to Code Article 2 other than presence of a prohibited substance and based on decisions rendered in 2017 and received by WADA.

Table 2 - Total ADRVs from Athletes - ASOIF Sports by Nationality* (continued)

| Ranking by Total ADRVs | Sport - Nationality | Urine | | | | Blood | | | Total Analytical ADRVs | Total Non-Analytical ADRVs | Total ADRVs |
|------------------------------|----------------------|--------------------|----------|----------------|----------|--------------------|----------------|----------|------------------------------|----------------------------------|----------------|
| | | Out-of-Competition | | In-Competition | | Out-of-Competition | In-Competition | | | | |
| | | M | F | M | F | M | F | M | | | |
| | CHINA | 5 | 11 | 3 | 7 | 1 | 3 | - | 30 | 2 | 32 |
| | COLOMBIA | - | 1 | - | 2 | - | - | - | 3 | - | 3 |
| | CROATIA | - | - | - | 1 | - | - | - | 1 | - | 1 |
| | CYPRUS | - | - | 1 | 3 | - | - | - | 4 | - | 4 |
| | CZECH REPUBLIC | - | - | 1 | - | - | - | - | 1 | - | 1 |
| | ETHIOPIA | - | - | 2 | 3 | - | - | - | 5 | 1 | 6 |
| | FRANCE | - | - | 2 | 1 | - | - | - | 3 | 3 | 6 |
| | GERMANY | - | - | - | - | - | - | - | - | 1 | 1 |
| | GREECE | - | 1 | 1 | - | - | - | - | 2 | - | 2 |
| | INDIA | - | - | 10 | 10 | - | - | - | 20 | - | 20 |
| | ITALY | - | - | 8 | 1 | - | - | - | 9 | 2 | 11 |
| | JAMAICA | - | - | - | - | - | - | - | - | 2 | 2 |
| | JAPAN | - | - | - | 1 | - | - | - | 1 | - | 1 |
| | KAZAKHSTAN | 1 | - | 1 | 1 | - | - | - | 3 | - | 3 |
| | KENYA | - | 1 | 20 | 3 | - | - | - | 24 | 2 | 26 |
| | LITHUANIA | - | - | - | - | - | - | - | - | 1 | 1 |
| | MOROCCO | 1 | - | 3 | - | - | - | - | 4 | 6 | 10 |
| | NIGERIA | - | - | - | 1 | - | - | - | 1 | - | 1 |
| | NORWAY | - | - | - | - | - | - | - | - | 2 | 2 |
| | PORTUGAL | - | - | 2 | - | - | - | - | 2 | - | 2 |
| | RÉUNION | - | - | 1 | - | - | - | - | 1 | - | 1 |
| | ROMANIA | - | - | 1 | 1 | - | - | - | 2 | 1 | 3 |
| | RUSSIAN FEDERATION | 3 | - | - | 2 | - | - | - | 5 | 15 | 20 |
| | SAUDI ARABIA | - | - | - | - | - | - | - | - | 1 | 1 |
| | SLOVAKIA | - | - | - | - | - | - | - | - | 1 | 1 |
| | SOUTH AFRICA | 1 | 1 | 2 | 3 | - | - | - | 7 | - | 7 |
| | SPAIN | - | - | 3 | 1 | - | - | - | 4 | 1 | 5 |
| | SUDAN | 1 | - | - | - | - | - | - | 1 | - | 1 |
| | SWITZERLAND | - | - | - | - | - | - | - | - | 1 | 1 |
| | TURKEY | - | - | - | - | - | - | - | 1 | 7 | 8 |
| | UKRAINE | 1 | 1 | 1 | - | - | - | - | 3 | 3 | 6 |
| | UNITED ARAB EMIRATES | - | - | - | - | - | - | - | - | 2 | 2 |
| | UNITED KINGDOM | 1 | 1 | - | - | - | - | - | 2 | 3 | 5 |
| | UNITED STATES | 1 | 1 | 2 | 1 | - | - | - | 5 | 13 | 18 |
| | ZAMBIA | 2 | - | 2 | - | - | - | - | 4 | - | 4 |
| 10 | Basketball | 1 | 1 | 20 | 2 | - | - | - | 24 | 3 | 27 |
| | AUSTRIA | - | - | 1 | - | - | - | - | 1 | 1 | 2 |
| | BRAZIL | 1 | - | 2 | - | - | - | - | 3 | - | 3 |
| | CHINA | - | - | 1 | - | - | - | - | 1 | - | 1 |
| | CROATIA | - | - | 1 | - | - | - | - | 1 | - | 1 |
| | DENMARK | - | - | 1 | - | - | - | - | 1 | - | 1 |
| | EGYPT | - | - | 1 | - | - | - | - | 1 | - | 1 |
| | FINLAND | - | - | 1 | - | - | - | - | 1 | - | 1 |
| | FRANCE | - | - | 1 | - | - | - | - | 1 | 1 | 2 |
| | GERMANY | - | - | 2 | - | - | - | - | 2 | - | 2 |
| | ITALY | - | - | 2 | - | - | - | - | 2 | - | 2 |
| | LITHUANIA | - | 1 | 2 | - | - | - | - | 3 | - | 3 |
| | NEW ZEALAND | - | - | 1 | - | - | - | - | 1 | - | 1 |
| | NORWAY | - | - | 1 | - | - | - | - | 1 | - | 1 |
| | SENEGAL | - | - | 1 | - | - | - | - | 1 | - | 1 |
| | UNITED STATES | - | - | 2 | 2 | - | - | - | 4 | 1 | 5 |
| 7 | Boxing | 1 | - | 25 | 1 | - | - | - | 42 | 7 | 49 |
| | ARMENIA | - | - | 1 | - | - | - | - | 1 | - | 1 |
| | AUSTRALIA | - | - | 1 | - | - | - | - | 1 | - | 1 |
| | AZERBAIJAN | 1 | - | - | - | - | - | - | 1 | - | 1 |
| | BELGIUM | - | - | 1 | - | - | - | - | 1 | - | 1 |
| | CAMEROON | - | - | 1 | - | - | - | - | 1 | - | 1 |
| | CHINA | 1 | 2 | - | - | - | - | - | 3 | - | 3 |
| | DENMARK | 1 | - | - | - | - | - | - | 1 | - | 1 |
| | ECUADOR | - | - | 1 | - | - | - | - | 1 | - | 1 |
| | FRANCE | - | - | 3 | - | - | - | - | 3 | 2 | 5 |
| | GERMANY | - | 1 | 1 | - | - | - | - | 2 | - | 2 |
| | GHANA | 1 | - | - | - | - | - | - | 1 | - | 1 |
| | HUNGARY | - | 1 | - | - | - | - | - | 1 | - | 1 |

* As indicated in the decisions received by WADA.

Table 2 - Total ADRVs from Athletes - ASOIF Sports by Nationality* (continued)

| Ranking by Total ADRVs | Sport - Nationality | Urine | | | | Blood | | | Total | Total | Total |
|------------------------------|----------------------------|--------------------|----------|----------------|----------|--------------------|----------------|------------|----------------|-----------|------------|
| | | Out-of-Competition | | In-Competition | | Out-of-Competition | In-Competition | Analytical | Non-Analytical | ADRVs | |
| | | M | F | M | F | M | F | M | ADRVs | ADRVs | ADRVs |
| | INDIA | 3 | 1 | - | - | - | - | - | 4 | - | 4 |
| | ITALY | - | - | - | 1 | - | - | - | 1 | - | 1 |
| | KENYA | - | - | 1 | - | - | - | - | 1 | - | 1 |
| | MALTA | - | - | - | - | - | - | - | - | 1 | 1 |
| | MOROCCO | 1 | - | - | - | - | - | - | 1 | - | 1 |
| | NETHERLANDS | - | - | 1 | - | - | - | - | 1 | - | 1 |
| | ROMANIA | 4 | - | 2 | - | - | - | - | 6 | - | 6 |
| | RUSSIAN FEDERATION | - | 2 | 1 | - | - | - | - | 3 | 2 | 5 |
| | SERBIA | - | - | 1 | - | - | - | - | 1 | - | 1 |
| | SOUTH AFRICA | - | - | 2 | - | - | - | - | 2 | - | 2 |
| | SWITZERLAND | - | - | - | - | - | - | - | - | 1 | 1 |
| | THAILAND | - | - | - | 2 | - | - | - | 2 | - | 2 |
| | UNITED KINGDOM | - | - | 2 | - | - | - | - | 2 | 1 | 3 |
| | WALES | - | - | 1 | - | - | - | - | 1 | - | 1 |
| 11 | Canoe/Kayak | 6 | 1 | 4 | 7 | - | - | - | 18 | 3 | 21 |
| | BELARUS | 1 | - | - | - | - | - | - | 1 | - | 1 |
| | BRAZIL | - | - | - | 4 | - | - | - | 4 | - | 4 |
| | CHILE | - | 1 | - | - | - | - | - | 1 | 1 | 2 |
| | CHINA | - | - | 1 | 2 | - | - | - | 3 | - | 3 |
| | HUNGARY | 1 | - | - | - | - | - | - | 1 | - | 1 |
| | ITALY | - | - | - | 1 | - | - | - | 1 | - | 1 |
| | KAZAKHSTAN | 2 | - | - | - | - | - | - | 2 | - | 2 |
| | JAPAN | - | - | - | - | - | - | - | - | 1 | 1 |
| | PORTUGAL | - | - | 1 | - | - | - | - | 1 | - | 1 |
| | ROMANIA | 1 | - | 1 | - | - | - | - | 2 | - | 2 |
| | RUSSIAN FEDERATION | 1 | - | - | - | - | - | - | 1 | - | 1 |
| | SINGAPORE | - | - | - | - | - | - | - | - | 1 | 1 |
| | UKRAINE | - | - | 1 | - | - | - | - | 1 | - | 1 |
| 2 | Cycling | 16 | 3 | 117 | 8 | 2 | 1 | 17 | 170 | 48 | 218 |
| | ALGERIA | - | - | 4 | - | - | - | - | 4 | - | 4 |
| | ARGENTINA | - | - | 1 | - | - | - | - | 1 | - | 1 |
| | AUSTRALIA | 1 | - | 1 | - | - | - | - | 2 | 1 | 3 |
| | AUSTRIA | - | - | - | - | - | - | - | - | 2 | 2 |
| | AZERBAIJAN | - | - | 4 | - | - | - | - | 4 | - | 4 |
| | BAHRAIN | - | - | 1 | - | - | - | - | 1 | - | 1 |
| | BELGIUM | - | - | 2 | - | - | - | - | 2 | - | 2 |
| | BOLIVIA | - | - | - | - | - | - | 1 | 1 | - | 1 |
| | BRAZIL | - | - | 3 | 1 | - | - | - | 4 | 4 | 8 |
| | BULGARIA | - | - | 1 | - | - | - | - | 1 | - | 1 |
| | CHILE | 2 | - | 1 | - | - | - | - | 3 | - | 3 |
| | CHINA | - | - | - | - | - | 1 | - | 1 | 1 | 2 |
| | COLOMBIA | - | - | 5 | 1 | - | - | 6 | 12 | 1 | 13 |
| | COSTA RICA | - | - | 5 | - | - | - | 9 | 19 | - | 19 |
| | CROATIA | - | - | 2 | - | - | - | - | 2 | - | 165 |
| | CUBA | 1 | - | 2 | - | - | - | - | 3 | - | 3 |
| | CYPRUS | - | - | 1 | - | - | - | - | 1 | - | 1 |
| | CZECH REPUBLIC | - | - | - | 1 | - | - | - | 1 | - | 1 |
| | DENMARK | - | - | 1 | - | - | - | - | 1 | - | 1 |
| | FRANCE | 1 | - | 7 | 1 | - | - | - | 9 | 4 | 13 |
| | IRAN - ISLAMIC REPUBLIC OF | - | - | 5 | - | - | - | - | 5 | - | 5 |
| | ITALY | 4 | - | 21 | 2 | - | - | - | 27 | 24 | 51 |
| | KAZAKHSTAN | - | - | 1 | 1 | - | - | - | 2 | - | 2 |
| | KYRGYZSTAN | - | - | 1 | - | - | - | - | 1 | - | 1 |
| | NETHERLANDS | - | - | - | - | - | - | - | - | 1 | 1 |
| | NEW ZEALAND | - | - | 1 | - | - | - | - | 1 | 1 | 2 |
| | NORWAY | - | - | 1 | - | - | - | - | 1 | - | 1 |
| | PARAGUAY | - | - | 1 | - | - | - | - | 1 | - | 1 |
| | PORTUGAL | - | - | 4 | - | - | - | - | 4 | 3 | 7 |
| | RUSSIAN FEDERATION | 1 | - | 4 | 1 | - | - | - | 6 | - | 6 |
| | SOUTH AFRICA | - | 1 | - | - | - | - | - | 1 | 1 | 2 |
| | SPAIN | 4 | - | 18 | - | 2 | - | - | 24 | 2 | 26 |
| | SWITZERLAND | - | - | - | - | - | - | - | - | 1 | 1 |
| | TURKEY | - | - | - | - | - | - | - | 1 | - | 1 |
| | UNITED KINGDOM | - | - | 1 | - | - | - | - | 1 | - | 1 |
| | UNITED STATES | 2 | 2 | 8 | - | - | - | - | 12 | 2 | 14 |
| | URUGUAY | - | - | 9 | - | - | - | - | 9 | - | 9 |
| | VENEZUELA | - | - | 1 | - | - | - | 1 | 2 | - | 2 |

* As indicated in the decisions received by WADA.

Table 2 - Total ADRVs from Athletes - ASOIF Sports by Nationality* (continued)

| Ranking by Total ADRVs | Sport - Nationality | Urine | | | | Blood | | | Total Analytical ADRVs | Total Non-Analytical ADRVs | Total ADRVs |
|------------------------------|---------------------|--------------------|----------|----------------|----------|--------------------|---|----------------|------------------------------|----------------------------------|----------------|
| | | Out-of-Competition | | In-Competition | | Out-of-Competition | | In-Competition | | | |
| | | M | F | M | F | M | F | M | | | |
| 19 | Equestrian | - | - | 1 | | - | - | - | 1 | 2 | 3 |
| | FRANCE | - | - | - | - | - | - | - | - | 1 | 1 |
| | GUATEMALA | - | - | 1 | - | - | - | - | 1 | - | 1 |
| | ITALY | - | - | - | - | - | - | - | - | 1 | 1 |
| 17 | Fencing | - | - | 3 | 1 | - | - | - | 4 | 1 | 5 |
| | ITALY | - | - | 2 | - | - | - | - | 2 | 1 | 3 |
| | JAPAN | - | - | - | 1 | - | - | - | 1 | - | 1 |
| | SPAIN | - | - | 1 | - | - | - | - | 1 | - | 1 |
| 16 | Field Hockey | 2 | - | 3 | 1 | - | - | - | 6 | - | 6 |
| | INDIA | 1 | - | - | - | - | - | - | 1 | - | 1 |
| | ITALY | - | - | 1 | - | - | - | - | 1 | - | 1 |
| | MALAYSIA | - | - | 1 | - | - | - | - | 1 | - | 1 |
| | OMAN | - | - | 1 | - | - | - | - | 1 | - | 1 |
| | RUSSIAN FEDERATION | 1 | - | - | - | - | - | - | 1 | - | 1 |
| | SOUTH AFRICA | - | - | - | 1 | - | - | - | 1 | - | 1 |
| 4 | Football | 4 | 2 | 61 | 3 | - | - | - | 70 | 8 | 78 |
| | ALBANIA | - | - | 1 | - | - | - | - | 1 | - | 1 |
| | ANDORRA | - | - | - | 1 | - | - | - | 1 | - | 1 |
| | ARGENTINA | - | - | 5 | - | - | - | - | 5 | - | 5 |
| | AUSTRALIA | - | - | - | - | - | - | - | - | 1 | 1 |
| | AUSTRIA | - | - | 1 | - | - | - | - | 1 | - | 1 |
| | BELGIUM | - | - | 2 | - | - | - | - | 2 | - | 2 |
| | BRAZIL | - | - | 19 | - | - | - | - | 19 | - | 15 |
| | CHINA | - | 1 | - | - | - | - | - | 1 | - | 1 |
| | EGYPT | - | - | 1 | - | - | - | - | 1 | - | 1 |
| | FRANCE | - | - | 3 | - | - | - | - | 3 | 1 | 4 |
| | FRENCH POLYNESIA | - | - | 1 | - | - | - | - | 1 | - | 1 |
| | GUATEMALA | - | - | 1 | - | - | - | - | 1 | - | 1 |
| | INDIA | 1 | - | - | - | - | - | - | 1 | - | 1 |
| | ISRAEL | - | - | 1 | - | - | - | - | 1 | - | 1 |
| | ITALY | - | - | 6 | - | - | - | - | 6 | - | 6 |
| | KAZAKHSTAN | - | - | - | 1 | - | - | - | 1 | - | 1 |
| | KOREA - REPUBLIC OF | - | 1 | - | - | - | - | - | 1 | - | 1 |
| | MALTA | 1 | - | 1 | - | - | - | - | 2 | - | 27 |
| | MEXICO | - | - | 1 | - | - | - | - | 1 | - | 1 |
| | NETHERLANDS | - | - | 1 | - | - | - | - | 1 | - | 1 |
| | NORWAY | - | - | 1 | - | - | - | - | 1 | 1 | 2 |
| | PARAGUAY | - | - | 1 | - | - | - | - | 1 | - | 1 |
| | PERU | - | - | 1 | - | - | - | - | 1 | - | 1 |
| | POLAND | - | - | 1 | - | - | - | - | 1 | - | 1 |
| | PORTUGAL | 1 | - | 1 | 1 | - | - | - | 3 | - | 3 |
| | QATAR | - | - | 2 | - | - | - | - | 2 | - | 2 |
| | SAUDI ARABIA | - | - | 1 | - | - | - | - | 1 | - | 1 |
| | SOUTH AFRICA | - | - | 1 | - | - | - | - | 1 | - | 1 |
| | SPAIN | - | - | 1 | - | - | - | - | 1 | 1 | 2 |
| | SWITZERLAND | - | - | - | - | - | - | - | - | 4 | 4 |
| | TURKEY | - | - | 1 | - | - | - | - | 1 | - | 1 |
| | UKRAINE | 1 | - | - | - | - | - | - | 1 | - | 1 |
| | UNITED KINGDOM | - | - | 4 | - | - | - | - | 4 | - | 4 |
| | URUGUAY | - | - | 1 | - | - | - | - | 1 | - | 1 |
| | ZANZIBAR | - | - | 1 | - | - | - | - | 1 | - | 1 |
| 20 | Golf | - | - | 1 | - | - | - | - | 1 | - | 1 |
| | PORTUGAL | - | - | 1 | - | - | - | - | 1 | - | 1 |
| 15 | Gymnastics | 1 | - | 1 | 6 | - | - | - | 7 | 3 | 10 |
| | COLOMBIA | - | - | 1 | - | - | - | - | 1 | - | 1 |
| | FRANCE | - | - | - | - | - | - | - | - | 2 | 2 |
| | KAZAKHSTAN | - | - | - | 5 | - | - | - | 5 | - | 5 |
| | PORTUGAL | - | - | - | - | - | - | - | - | 1 | 1 |
| | UKRAINE | 1 | - | - | - | - | - | - | 1 | - | 1 |

* As indicated in the decisions received by WADA.

Table 2 - Total ADRVs from Athletes - ASOIF Sports by Nationality* (continued)

| Ranking by Total ADRVs | Sport - Nationality | Urine | | | | Blood | | | Total Analytical ADRVs | Total Non-Analytical ADRVs | Total ADRVs |
|------------------------------|--------------------------|--------------------|----------|----------------|----------|--------------------|----------------|---|------------------------------|----------------------------------|----------------|
| | | Out-of-Competition | | In-Competition | | Out-of-Competition | In-Competition | | | | |
| | | M | F | M | F | M | F | M | | | |
| 13 | Handball | 1 | 3 | 7 | 3 | - | - | - | 14 | 1 | 15 |
| | AZERBAIJAN | - | 2 | - | - | - | - | - | 2 | - | 2 |
| | BRAZIL | - | - | 3 | - | - | - | - | 3 | - | 3 |
| | FRANCE | 1 | - | - | - | - | - | - | 1 | 1 | 2 |
| | GERMANY | - | 1 | - | - | - | - | - | 1 | - | 1 |
| | ITALY | - | - | 1 | - | - | - | - | 1 | - | 1 |
| | POLAND | - | - | 1 | - | - | - | - | 1 | - | 1 |
| | QATAR | - | - | 2 | - | - | - | - | 2 | - | 2 |
| | RUSSIAN FEDERATION | - | - | - | 3 | - | - | - | 3 | - | 3 |
| 9 | Judo | 3 | - | 19 | 4 | - | - | - | 26 | 4 | 30 |
| | ARGENTINA | - | - | 1 | - | - | - | - | 1 | - | 1 |
| | AUSTRIA | - | - | - | - | - | - | - | - | 1 | 1 |
| | AZERBAIJAN | - | - | 1 | 1 | - | - | - | 2 | - | 2 |
| | BRAZIL | - | - | 1 | 1 | - | - | - | 2 | - | 2 |
| | BULGARIA | - | - | 3 | - | - | - | - | 3 | - | 3 |
| | CANADA | 1 | - | 1 | - | - | - | - | 2 | - | 2 |
| | CHILE | - | - | 1 | - | - | - | - | 1 | - | 16 |
| | ECUADOR | - | - | 1 | 1 | - | - | - | 2 | - | 2 |
| | EGYPT | - | - | 2 | - | - | - | - | 2 | - | 2 |
| | GEORGIA | - | - | 1 | - | - | - | - | 1 | - | 1 |
| | GERMANY | - | - | - | 1 | - | - | - | 1 | - | 1 |
| | HUNGARY | - | - | 2 | - | - | - | - | 2 | - | 2 |
| | ICELAND | 1 | - | - | - | - | - | - | 1 | - | 1 |
| | ITALY | - | - | - | - | - | - | - | - | 1 | 1 |
| | MOROCCO | - | - | 1 | - | - | - | - | 1 | - | 1 |
| | ROMANIA | 1 | - | - | - | - | - | - | 1 | - | 1 |
| | RUSSIAN FEDERATION | - | - | - | - | - | - | - | - | 1 | 1 |
| | SERBIA | - | - | 2 | - | - | - | - | 2 | - | 2 |
| | TAJKISTAN | - | - | 1 | - | - | - | - | 1 | - | 1 |
| | TUNISIA | - | - | - | - | - | - | - | - | 1 | 1 |
| | UZBEKISTAN | - | - | 1 | - | - | - | - | 1 | - | 1 |
| 19 | Modern Pentathlon | - | - | 2 | - | - | - | - | 2 | 1 | 3 |
| | RUSSIAN FEDERATION | - | - | 1 | - | - | - | - | 1 | 1 | 2 |
| | UNITED STATES | - | - | 1 | - | - | - | - | 1 | - | 1 |
| 14 | Rowing | 1 | 3 | 3 | 3 | - | - | - | 10 | 2 | 12 |
| | ALGERIA | - | - | - | 1 | - | - | - | 1 | - | 1 |
| | BELARUS | 1 | - | - | - | - | - | - | 1 | - | 1 |
| | BELGIUM | - | - | 1 | - | - | - | - | 1 | - | 1 |
| | BRAZIL | - | - | - | 2 | - | - | - | 2 | - | 2 |
| | CHINA | - | 1 | - | - | - | - | - | 1 | - | 1 |
| | GERMANY | - | - | - | - | - | - | - | - | 1 | 1 |
| | ITALY | - | - | 1 | - | - | - | - | 1 | - | 1 |
| | RUSSIAN FEDERATION | - | 2 | - | - | - | - | - | 2 | 1 | 3 |
| | SPAIN | - | - | 1 | - | - | - | - | 1 | - | 1 |
| 19 | Rugby League | - | - | - | - | - | - | - | - | 3 | 3 |
| | FRANCE | - | - | - | - | - | - | - | - | 2 | 2 |
| | UNITED KINGDOM | - | - | - | - | - | - | - | - | 1 | 1 |
| 6 | Rugby Union | 8 | - | 36 | - | - | - | - | 44 | 10 | 54 |
| | ARGENTINA | - | - | 9 | - | - | - | - | 9 | - | 9 |
| | AUSTRALIA | - | - | 1 | - | - | - | - | 1 | - | 1 |
| | FRANCE | 1 | - | 5 | - | - | - | - | 6 | 3 | 9 |
| | ITALY | - | - | 3 | - | - | - | - | 3 | - | 3 |
| | NETHERLANDS | - | - | 1 | - | - | - | - | 1 | - | 1 |
| | NEW ZEALAND | - | - | - | - | - | - | - | - | 4 | 4 |
| | ROMANIA | 1 | - | 2 | - | - | - | - | 3 | - | 3 |
| | SAMOA | - | - | 1 | - | - | - | - | 1 | - | 1 |
| | SOUTH AFRICA | 3 | - | 6 | - | - | - | - | 9 | - | 9 |
| | UNITED KINGDOM | 2 | - | 8 | - | - | - | - | 10 | 3 | 13 |
| | UNITED STATES | 1 | - | - | - | - | - | - | 1 | - | 1 |

* As indicated in the decisions received by WADA.

Table 2 - Total ADRVs from Athletes - ASOIF Sports by Nationality* (continued)

| Ranking by Total ADRVs | Sport - Nationality | Urine | | | | Blood | | | Total | Total | Total |
|------------------------------|----------------------------|--------------------|----------|----------------|----------|--------------------|----------------|------------|----------------|----------|-----------|
| | | Out-of-Competition | | In-Competition | | Out-of-Competition | In-Competition | Analytical | Non-Analytical | ADRVs | |
| | | M | F | M | F | M | F | M | ADRVs | ADRVs | ADRVs |
| 18 | Sailing | 1 | - | 1 | - | - | - | - | 2 | 2 | 4 |
| | CUBA | 1 | - | - | - | - | - | - | 1 | - | 1 |
| | FRANCE | - | - | - | - | - | - | - | - | 1 | 1 |
| | PORTUGAL | - | - | 1 | - | - | - | - | 1 | 1 | 2 |
| 16 | Shooting | - | - | 5 | - | - | - | - | 5 | 1 | 6 |
| | FINLAND | - | - | 1 | - | - | - | - | 1 | - | 1 |
| | GERMANY | - | - | 1 | - | - | - | - | 1 | - | 1 |
| | IRAN - ISLAMIC REPUBLIC OF | - | - | 1 | - | - | - | - | 1 | - | 1 |
| | PAKISTAN | - | - | 1 | - | - | - | - | 1 | - | 1 |
| | PORTUGAL | - | - | 1 | - | - | - | - | 1 | - | 1 |
| | SWITZERLAND | - | - | - | - | - | - | - | - | 1 | 1 |
| 20 | Table Tennis | - | - | 1 | - | - | - | - | 1 | - | 1 |
| | COLOMBIA | - | - | 1 | - | - | - | - | 1 | - | 1 |
| 15 | Taekwondo | - | 1 | 5 | 4 | - | - | - | 10 | - | 10 |
| | INDIA | - | - | - | 1 | - | - | - | 1 | - | 1 |
| | IRAN - ISLAMIC REPUBLIC OF | - | 1 | 3 | - | - | - | - | 4 | - | 4 |
| | JORDAN | - | - | 1 | - | - | - | - | 1 | - | 1 |
| | KAZAKHSTAN | - | - | - | 1 | - | - | - | 1 | - | 1 |
| | SERBIA | - | - | - | 1 | - | - | - | 1 | - | 1 |
| | THAILAND | - | - | - | 1 | - | - | - | 1 | - | 1 |
| | TUNISIA | - | - | 1 | - | - | - | - | 1 | - | 1 |
| 12 | Tennis | - | 1 | 8 | 4 | - | - | - | 13 | 3 | 16 |
| | AUSTRALIA | - | - | 1 | - | - | - | - | 1 | - | 1 |
| | BRAZIL | - | - | 1 | - | - | - | - | 1 | - | 1 |
| | CZECH REPUBLIC | - | - | - | 1 | - | - | - | 1 | - | 1 |
| | FRANCE | - | - | 1 | - | - | - | - | 1 | - | 1 |
| | ITALY | - | 1 | 1 | - | - | - | - | 2 | 1 | 3 |
| | KAZAKHSTAN | - | - | - | 1 | - | - | - | 1 | - | 1 |
| | NETHERLANDS | - | - | - | - | - | - | - | - | 1 | 1 |
| | ROMANIA | - | - | 1 | - | - | - | - | 1 | - | 1 |
| | RUSSIAN FEDERATION | - | - | - | 1 | - | - | - | 1 | - | 1 |
| | SUDAN | - | - | - | - | - | - | - | - | 1 | 1 |
| | TURKEY | - | - | - | 1 | - | - | - | 1 | - | 1 |
| | UKRAINE | - | - | 1 | - | - | - | - | 1 | - | 1 |
| | UNITED KINGDOM | - | - | 1 | - | - | - | - | 1 | - | 1 |
| | UNITED STATES | - | - | 1 | - | - | - | - | 1 | - | 1 |
| 13 | Triathlon | 3 | 1 | 3 | 4 | - | - | - | 11 | 4 | 15 |
| | DENMARK | - | - | 1 | - | - | - | - | 1 | - | 1 |
| | GERMANY | - | - | 1 | - | - | - | - | 1 | - | 1 |
| | ITALY | - | - | - | 1 | - | - | - | 1 | 3 | 4 |
| | MALTA | 1 | - | - | - | - | - | - | 1 | - | 1 |
| | MEXICO | - | - | - | 1 | - | - | - | 1 | - | 1 |
| | SPAIN | - | - | - | 1 | - | - | - | 1 | - | 1 |
| | UKRAINE | - | - | 1 | - | - | - | - | 1 | - | 1 |
| | UNITED STATES | 2 | 1 | - | 1 | - | - | - | 4 | 1 | 5 |
| 15 | Volleyball | 4 | - | 4 | 2 | - | - | - | 10 | - | 10 |
| | AUSTRALIA | - | - | 1 | - | - | - | - | 1 | - | 1 |
| | BELGIUM | 2 | - | - | - | - | - | - | 2 | - | 2 |
| | BRAZIL | 1 | - | - | - | - | - | - | 1 | - | 1 |
| | BULGARIA | - | - | 1 | - | - | - | - | 1 | - | 1 |
| | CHINA | - | - | - | 1 | - | - | - | 1 | - | 1 |
| | INDIA | 1 | - | - | - | - | - | - | 1 | - | 1 |
| | ITALY | - | - | 1 | 1 | - | - | - | 2 | - | 2 |
| | UNITED STATES | - | - | 1 | - | - | - | - | 1 | - | 1 |

* As indicated in the decisions received by WADA.

Table 2 - Total ADRVs from Athletes - ASOIF Sports by Nationality* (continued)

| Ranking by Total ADRVs | Sport - Nationality | Urine | | | | Blood | | | Total Analytical ADRVs | Total Non-Analytical ADRVs | Total ADRVs |
|------------------------------|----------------------------|--------------------|-----------|----------------|-----------|--------------------|---|----------------|------------------------------|----------------------------------|----------------|
| | | Out-of-Competition | | In-Competition | | Out-of-Competition | | In-Competition | | | |
| | | M | F | M | F | M | F | M | | | |
| 3 | Weightlifting | 18 | 15 | 53 | 23 | - | - | - | 110 | 13 | 123 |
| | ALBANIA | - | - | - | 1 | - | - | - | 1 | - | 1 |
| | AUSTRALIA | - | - | 3 | - | - | - | - | 3 | - | 3 |
| | AUSTRIA | - | - | 1 | - | - | - | - | 1 | - | 1 |
| | AZERBAIJAN | 3 | - | 1 | 1 | - | - | - | 5 | 1 | 6 |
| | BULGARIA | - | 1 | 2 | 1 | - | - | - | 4 | - | 4 |
| | CANADA | 1 | - | - | - | - | - | - | 1 | - | 1 |
| | CHILE | 1 | - | 2 | - | - | - | - | 3 | - | 3 |
| | CHINA | - | 1 | - | - | - | - | - | 1 | - | 1 |
| | CHINESE TAIPEI | 1 | 1 | - | - | - | - | - | 2 | - | 2 |
| | COLOMBIA | - | - | 4 | - | - | - | - | 4 | - | 4 |
| | CROATIA | - | - | - | - | - | - | - | - | 1 | 1 |
| | EGYPT | - | - | 2 | 3 | - | - | - | 5 | - | 5 |
| | FRANCE | - | - | - | - | - | - | - | - | 1 | 1 |
| | GEORGIA | 1 | - | - | - | - | - | - | 1 | - | 1 |
| | GERMANY | - | - | 4 | - | - | - | - | 4 | - | 4 |
| | HUNGARY | - | - | 1 | - | - | - | - | 1 | - | 1 |
| | INDIA | 2 | 3 | 6 | - | - | - | - | 11 | - | 11 |
| | IRAN - ISLAMIC REPUBLIC OF | - | - | 1 | - | - | - | - | 1 | - | 1 |
| | IRAQ | 1 | - | - | - | - | - | - | 1 | - | 1 |
| | ITALY | - | - | - | - | - | - | - | - | 1 | 1 |
| | KAZAKHSTAN | 1 | - | 6 | - | - | - | - | 7 | - | 7 |
| | LITHUANIA | - | - | 1 | - | - | - | - | 1 | - | 1 |
| | MALAYSIA | - | - | 1 | - | - | - | - | 1 | - | 1 |
| | MEXICO | 1 | 1 | 1 | 1 | - | - | - | 4 | - | 4 |
| | MOLDOVA - REPUBLIC OF | - | - | 2 | - | - | - | - | 2 | - | 2 |
| | MONGOLIA | - | 1 | - | - | - | - | - | 1 | - | 1 |
| | MOROCCO | 1 | - | - | - | - | - | - | 1 | - | 1 |
| | NETHERLANDS | - | - | 1 | - | - | - | - | 1 | - | 1 |
| | NIGERIA | - | - | 1 | 3 | - | - | - | 4 | - | 4 |
| | PERU | - | - | 1 | - | - | - | - | 1 | - | 1 |
| | ROMANIA | - | - | 1 | 1 | - | - | - | 2 | - | 2 |
| | RUSSIAN FEDERATION | - | 1 | 1 | 2 | - | - | - | 4 | 2 | 6 |
| | SOUTH AFRICA | - | - | 1 | - | - | - | - | 1 | - | 1 |
| | SPAIN | - | - | - | 1 | - | - | - | 1 | - | 1 |
| | THAILAND | - | 1 | 1 | - | - | - | - | 2 | - | 2 |
| | TURKEY | 1 | - | 1 | - | - | - | - | 3 | 2 | 5 |
| | UKRAINE | - | - | 3 | 3 | - | - | - | 6 | - | 6 |
| | UNITED KINGDOM | 1 | - | 1 | - | - | - | - | 2 | - | 2 |
| | UNITED STATES | 2 | 4 | 3 | 5 | - | - | - | 14 | 5 | 19 |
| | UZBEKISTAN | 1 | - | - | - | - | - | - | 1 | - | 1 |
| | VENEZUELA | - | 1 | - | - | - | - | - | 1 | - | 1 |
| | VIET NAM | - | - | - | 1 | - | - | - | 1 | - | 1 |
| 5 | Wrestling | 7 | 1 | 37 | 7 | - | - | - | 52 | 5 | 57 |
| | ALGERIA | - | - | 1 | 1 | - | - | - | 2 | - | 2 |
| | AZERBAIJAN | 1 | - | 7 | - | - | - | - | 8 | 1 | 9 |
| | BULGARIA | - | - | - | - | - | - | - | - | 1 | 1 |
| | CHINA | - | - | 1 | - | - | - | - | 1 | - | 1 |
| | CUBA | - | - | 1 | - | - | - | - | 1 | - | 1 |
| | CYPRUS | - | - | 1 | - | - | - | - | 1 | - | 1 |
| | CZECH REPUBLIC | 1 | - | - | - | - | - | - | 1 | - | 1 |
| | ECUADOR | - | - | - | 1 | - | - | - | 1 | - | 1 |
| | EGYPT | 1 | - | 1 | - | - | - | - | 2 | - | 2 |
| | FRANCE | - | - | 5 | - | - | - | - | 5 | 1 | 6 |
| | INDIA | - | 1 | 3 | - | - | - | - | 4 | - | 4 |
| | IRAQ | - | - | 1 | - | - | - | - | 1 | - | 1 |
| | JAPAN | - | - | 1 | - | - | - | - | 1 | - | 1 |
| | KAZAKHSTAN | 2 | - | 2 | - | - | - | - | 4 | - | 4 |
| | KOREA - REPUBLIC OF | - | - | 1 | - | - | - | - | 1 | - | 1 |
| | KYRGYZSTAN | - | - | 1 | - | - | - | - | 1 | - | 1 |
| | NIGERIA | - | - | - | 1 | - | - | - | 1 | - | 1 |

* As indicated in the decisions received by WADA.

Table 2 - Total ADRVs from Athletes - ASOIF Sports by Nationality* (continued)

| Ranking by Total ADRVs | Sport - Nationality | Urine | | | | Blood | | | Total | Total | Total ADRVs |
|------------------------------|---------------------|--------------------|-----------|----------------|------------|--------------------|----------|----------------|------------|----------------|----------------|
| | | Out-of-Competition | | In-Competition | | Out-of-Competition | | In-Competition | Analytical | Non-Analytical | |
| | | M | F | M | F | M | F | M | ADRVs | ADRVs | |
| | PANAMA | - | - | 1 | - | - | - | - | 1 | - | 1 |
| | PERU | 1 | - | - | - | - | - | - | 1 | - | 1 |
| | ROMANIA | - | - | 1 | - | - | - | - | 1 | - | 1 |
| | RUSSIAN FEDERATION | - | - | 2 | - | - | - | - | 2 | 1 | 3 |
| | SAUDI ARABIA | - | - | 2 | - | - | - | - | 2 | - | 2 |
| | SPAIN | - | - | 1 | - | - | - | - | 1 | - | 1 |
| | TURKEY | 1 | - | 1 | 1 | - | - | - | 3 | - | 3 |
| | TURKMENISTAN | - | - | 2 | 3 | - | - | - | 5 | - | 5 |
| | UNITED STATES | - | - | 1 | - | - | - | - | 1 | 1 | 2 |
| | Grand Total | 118 | 64 | 500 | 143 | 3 | 4 | 17 | 849 | 201 | 1,165 |

* As indicated in the decisions received by WADA.

Table 3 - Total ADRVs from Athletes - AIOWF Sports by Nationality*

| Ranking by Total ADRVs | Sport - Nationality | Urine | | | | Blood | Total | Total | Total |
|------------------------------|---------------------|--------------------|----------|----------------|----------|--------------------|------------|----------------|-----------|
| | | Out-of-Competition | | In-Competition | | Out-of-Competition | Analytical | Non-Analytical | ADRVs |
| | | M | F | M | F | M/F | ADRVs | ADRVs | ADRVs |
| 5 | Biathlon | - | - | - | 1 | - | 1 | - | 1 |
| | KAZAKHSTAN | - | - | - | 1 | - | 1 | - | 1 |
| 3 | Bobsleigh | - | - | 5 | - | - | 5 | 2 | 7 |
| | UNITED STATES | - | - | 5 | - | - | 5 | - | 5 |
| | RUSSIAN FEDERATION | - | - | - | - | - | - | 2 | 2 |
| 1 | Ice Hockey | - | - | 14 | - | - | 14 | 5 | 19 |
| | CANADA | - | - | 1 | - | - | 1 | - | 1 |
| | CROATIA | - | - | - | - | - | - | 2 | 2 |
| | FRANCE | - | - | 3 | - | - | 3 | - | 3 |
| | HUNGARY | - | - | 2 | - | - | 2 | - | 2 |
| | ROMANIA | - | - | 1 | - | - | 1 | - | 1 |
| | RUSSIAN FEDERATION | - | - | 5 | - | - | 5 | - | 5 |
| | SERBIA | - | - | 1 | - | - | 1 | - | 1 |
| | SLOVAKIA | - | - | 1 | - | - | 1 | - | 1 |
| | NEW ZEALAND | - | - | - | - | - | - | 2 | 2 |
| | SWITZERLAND | - | - | - | - | - | - | 1 | 1 |
| 5 | Luge | - | - | 1 | - | - | 1 | - | 1 |
| | UNITED STATES | - | - | 1 | - | - | 1 | - | 1 |
| 4 | Skating | 1 | 1 | - | 1 | - | 3 | - | 3 |
| | CHINA | 1 | - | - | - | - | 1 | - | 1 |
| | HUNGARY | - | 1 | - | - | - | 1 | - | 1 |
| | UNITED STATES | - | - | - | 1 | - | 1 | - | 1 |
| 2 | Skiing | 1 | - | 4 | 2 | - | 7 | 7 | 14 |
| | CANADA | - | - | 2 | - | - | 2 | - | 2 |
| | CHINA | - | - | 1 | - | - | 1 | - | 1 |
| | GERMANY | - | - | - | - | - | - | 4 | 4 |
| | ITALY | - | - | - | 1 | - | 1 | 1 | 2 |
| | KAZAKHSTAN | 1 | - | 1 | - | - | 2 | - | 2 |
| | MONACO | - | - | - | - | - | - | 1 | 1 |
| | RUSSIAN FEDERATION | - | - | - | 1 | - | 1 | 1 | 2 |
| Grand Total | | 2 | 1 | 24 | 4 | - | 31 | 14 | 45 |

* As indicated in the decisions received by WADA.

Table 4 - Total ADRVs from Athletes - ARISF Sports by Nationality*

| Ranking by Total ADRVs | Sport - Nationality | Urine | | | | Blood | Total | Total | Total ADRVs |
|------------------------------|--------------------------|-------------------------|-------------------------|---------------------|---------------------|---------------------------|---------------------|-------------------------|----------------|
| | | Out-of-Competition M | Out-of-Competition F | In-Competition M | In-Competition F | Out-of-Competition M/F | Analytical ADRVs | Non-Analytical ADRVs | |
| 1 | American Football | 1 | - | 12 | - | - | 13 | - | 13 |
| | AZERBAIJAN | - | - | 1 | - | - | 1 | - | 1 |
| | COLOMBIA | - | - | 1 | - | - | 1 | - | 1 |
| | CZECH REPUBLIC | - | - | 1 | - | - | 1 | - | 1 |
| | FRANCE | - | - | 2 | - | - | 2 | - | 2 |
| | HUNGARY | - | - | 1 | - | - | 1 | - | 1 |
| | ITALY | 1 | - | 3 | - | - | 4 | - | 4 |
| | SERBIA | - | - | 2 | - | - | 2 | - | 2 |
| | SPAIN | - | - | 1 | - | - | 1 | - | 1 |
| 3 | Automobile Sports | - | - | 4 | - | - | 4 | 4 | 8 |
| | BELGIUM | - | - | 1 | - | - | 1 | - | 1 |
| | BRAZIL | - | - | 2 | - | - | 2 | - | 2 |
| | ITALY | - | - | - | - | - | - | 4 | 4 |
| | PORTUGAL | - | - | 1 | - | - | 1 | - | 1 |
| 2 | Baseball | - | - | 8 | - | - | 8 | 2 | 10 |
| | AUSTRALIA | - | - | 2 | - | - | 2 | - | 2 |
| | GERMANY | - | - | 1 | - | - | 1 | - | 1 |
| | NETHERLANDS | - | - | 4 | - | - | 4 | 1 | 5 |
| | SPAIN | - | - | 1 | - | - | 1 | - | 1 |
| | UNITED STATES | - | - | - | - | - | - | 1 | 1 |
| 6 | Billiards Sports | - | - | 3 | - | - | 3 | 1 | 4 |
| | AUSTRIA | - | - | 2 | - | - | 2 | - | 2 |
| | CROATIA | - | - | - | - | - | - | 1 | 1 |
| | FRANCE | - | - | 1 | - | - | 1 | - | 1 |
| 9 | Bowling | - | - | - | 1 | - | 1 | - | 1 |
| | GERMANY | - | - | - | 1 | - | 1 | - | 1 |
| 8 | Bridge | - | - | 1 | 1 | - | 2 | - | 2 |
| | ITALY | - | - | 1 | 1 | - | 2 | - | 2 |
| 9 | Chess | - | - | - | 1 | - | 1 | - | 1 |
| | PORTUGAL | - | - | - | 1 | - | 1 | - | |
| 4 | Cricket | 1 | - | 2 | - | - | 3 | 3 | 6 |
| | AFGHANISTAN | 1 | - | - | - | - | 1 | - | 1 |
| | INDIA | - | - | 1 | - | - | 1 | - | 1 |
| | JAMAICA | - | - | - | - | - | - | 1 | 1 |
| | NETHERLANDS | - | - | 1 | - | - | 1 | - | 1 |
| | NEW ZEALAND | - | - | - | - | - | - | 2 | 2 |
| 7 | Dance Sport | - | - | 2 | 1 | - | 3 | - | 3 |
| | BELGIUM | - | - | 1 | - | - | 1 | - | 1 |
| | RUSSIAN FEDERATION | - | - | 1 | 1 | - | 2 | - | 2 |
| 5 | Karate | - | - | 3 | 2 | - | 5 | - | 5 |
| | BELGIUM | - | - | 1 | - | - | 1 | - | 1 |
| | CYPRUS | - | - | 1 | - | - | 1 | - | 1 |
| | EGYPT | - | - | 1 | - | - | 1 | - | 1 |
| | FRANCE | - | - | - | 1 | - | 1 | - | 1 |
| | SPAIN | - | - | - | 1 | - | 1 | - | 1 |
| 8 | Lifesaving | - | - | 1 | 1 | - | 2 | - | 2 |
| | AUSTRALIA | - | - | - | 1 | - | 1 | - | 1 |
| | EGYPT | - | - | 1 | - | - | 1 | - | 1 |

* As indicated in the decisions received by WADA.

Table 4 - Total ADRVs from Athletes - ARISF Sports by Nationality* (continued)

| Ranking by Total ADRVs | Sport - Nationality | Urine | | Blood | | Total Analytical ADRVs | Total Non-Analytical ADRVs | Total ADRVs | |
|------------------------------|------------------------------------|-------------------------|-------------------------|---------------------|---------------------|------------------------------|----------------------------------|----------------|---------------------------|
| | | Out-of-Competition M | Out-of-Competition F | In-Competition M | In-Competition F | | | | Out-of-Competition M/F |
| 5 | Motorcycle Racing | - | - | 5 | - | - | 5 | - | 5 |
| | FRANCE | - | - | 1 | - | - | 1 | - | 1 |
| | GERMANY | - | - | 1 | - | - | 1 | - | 1 |
| | NETHERLANDS | - | - | 2 | - | - | 2 | - | 2 |
| | POLAND | - | - | 1 | - | - | 1 | - | 1 |
| 8 | Mountaineering and Climbing | - | - | 1 | - | - | 1 | 1 | 2 |
| | ITALY | - | - | - | - | - | - | 1 | 1 |
| | RUSSIAN FEDERATION | - | - | 1 | - | - | 1 | - | 1 |
| 1 | Muaythai | 1 | - | 10 | 2 | - | 13 | - | 13 |
| | AFGHANISTAN | - | - | 1 | - | - | 1 | - | 1 |
| | BELARUS | 1 | - | - | - | - | 1 | - | 1 |
| | FRANCE | - | - | 7 | - | - | 7 | - | 7 |
| | NETHERLANDS | - | - | - | 1 | - | 1 | - | 1 |
| | SPAIN | - | - | 2 | - | - | 2 | - | 2 |
| | THAILAND | - | - | - | 1 | - | 1 | - | 1 |
| 9 | Orienteering | - | - | - | 1 | - | 1 | - | 1 |
| | RUSSIAN FEDERATION | - | - | - | 1 | - | 1 | - | 1 |
| 8 | Powerboating | - | - | 2 | - | - | 2 | - | 2 |
| | ITALY | - | - | 1 | - | - | 1 | - | 1 |
| | RUSSIAN FEDERATION | - | - | 1 | - | - | 1 | - | 1 |
| 9 | Racquetball | - | 1 | - | - | - | 1 | - | 1 |
| | UNITED STATES | - | 1 | - | - | - | 1 | - | 1 |
| 6 | Roller Sports | - | - | 4 | - | - | 4 | - | 4 |
| | AUSTRALIA | - | - | 1 | - | - | 1 | - | 1 |
| | ITALY | - | - | 2 | - | - | 2 | - | 2 |
| | SWITZERLAND | - | - | 1 | - | - | 1 | - | 1 |
| 8 | Squash | - | - | 1 | - | - | 1 | 1 | 2 |
| | FRANCE | - | - | - | - | - | - | 1 | 1 |
| | SPAIN | - | - | 1 | - | - | 1 | - | 1 |
| 9 | Sumo | - | - | - | 1 | - | 1 | - | 1 |
| | JAPAN | - | - | - | 1 | - | 1 | - | 1 |
| 8 | Surfing | - | - | 1 | 1 | - | 2 | - | 2 |
| | CHILE | - | - | 1 | 1 | - | 2 | - | 2 |
| 9 | Tug of War | - | - | 1 | - | - | 1 | - | 1 |
| | ITALY | - | - | 1 | - | - | 1 | - | 1 |
| 4 | Underwater Sports | 1 | - | 4 | 1 | - | 6 | - | 6 |
| | COLOMBIA | - | - | 1 | - | - | 1 | - | 1 |
| | EGYPT | - | - | - | 1 | - | 1 | - | 1 |
| | GERMANY | 1 | - | 1 | - | - | 2 | - | 2 |
| | HUNGARY | - | - | 1 | - | - | 1 | - | 1 |
| | POLAND | - | - | 1 | - | - | 1 | - | 1 |
| 6 | Waterskiing | - | - | - | 4 | - | 4 | - | 4 |
| | MEXICO | - | - | - | 3 | - | 3 | - | 3 |
| | UNITED STATES | - | - | - | 1 | - | 1 | - | 1 |
| 8 | Wushu | - | - | 2 | - | - | 3 | - | 3 |
| | ITALY | - | - | 2 | - | - | 2 | - | 2 |
| | TURKEY | - | - | - | - | - | 1 | - | 1 |
| | Grand Total | 4 | 1 | 67 | 17 | - | 90 | 12 | 102 |

* As indicated in the decisions received by WADA.

Table 5 - Total ADRVs from Athletes - AIMS Sports by Nationality*

| Ranking by Total ADRVs | Sport - Nationality | Urine | | | | Blood | Total | Total | Total ADRVs |
|------------------------------|---------------------|--------------------|----------|----------------|-----------|--------------------|------------|----------------|----------------|
| | | Out-of-Competition | | In-Competition | | Out-of-Competition | Analytical | Non-Analytical | |
| | | M | F | M | F | M/F | ADRVs | ADRVs | |
| 1 | Bodybuilding | 28 | 2 | 116 | 36 | - | 197 | 69 | 266 |
| | ARGENTINA | - | - | 1 | - | - | 1 | - | 1 |
| | AZERBAIJAN | 1 | - | 2 | - | - | 3 | - | 3 |
| | BELGIUM | 12 | - | 2 | 4 | - | 18 | 13 | 31 |
| | BOLIVIA | - | - | 1 | - | - | 1 | - | 1 |
| | BRAZIL | - | - | 1 | 6 | - | 7 | 1 | 8 |
| | BULGARIA | - | - | 1 | - | - | 1 | - | 1 |
| | CHILE | - | - | 1 | 1 | - | 2 | - | 2 |
| | CHINA | - | - | 6 | 1 | - | 7 | - | 7 |
| | CHINESE TAIPEI | 3 | - | - | - | - | 3 | - | 3 |
| | COLOMBIA | - | - | - | 1 | - | 1 | - | 1 |
| | COSTA RICA | - | - | - | 1 | - | 1 | - | 1 |
| | CZECH REPUBLIC | - | - | 1 | 1 | - | 2 | 2 | 4 |
| | ECUADOR | - | - | 3 | - | - | 3 | - | 3 |
| | EGYPT | 1 | - | - | - | - | 1 | - | 1 |
| | FRANCE | 1 | - | 11 | 9 | - | 21 | 7 | 28 |
| | GERMANY | - | - | 2 | - | - | 2 | - | 2 |
| | GREECE | - | - | - | 1 | - | 1 | - | 1 |
| | GUATEMALA | - | - | 4 | - | - | 4 | - | 4 |
| | HUNGARY | - | - | 4 | - | - | 4 | - | 4 |
| | INDIA | - | - | 3 | - | - | 3 | - | 3 |
| | ITALY | - | - | 3 | 4 | - | 7 | 36 | 43 |
| | JAMAICA | 1 | - | 1 | - | - | 2 | - | 2 |
| | JAPAN | - | - | - | - | - | - | 1 | 1 |
| | JORDAN | 2 | - | 2 | - | - | 4 | - | 4 |
| | KENYA | - | - | - | - | - | - | 1 | 1 |
| | KOREA - REPUBLIC OF | 7 | 1 | 20 | - | - | 28 | - | 28 |
| | NORWAY | - | - | 1 | 1 | - | 2 | - | 2 |
| | PERU | - | - | 6 | 3 | - | 9 | 1 | 10 |
| | POLAND | - | - | - | - | - | - | 1 | 1 |
| | ROMANIA | - | 1 | 4 | 1 | - | 6 | 1 | 7 |
| | SERBIA | - | - | 2 | - | - | 2 | - | 2 |
| | SLOVAKIA | - | - | 3 | - | - | 3 | 3 | 6 |
| | SOUTH AFRICA | - | - | 12 | - | - | 12 | - | 12 |
| | SPAIN | - | - | 3 | - | - | 3 | - | 3 |
| | SWEDEN | - | - | 1 | - | - | 1 | - | 1 |
| | THAILAND | - | - | 4 | 1 | - | 5 | - | 5 |
| | TRINIDAD AND TOBAGO | - | - | 1 | - | - | 1 | - | 1 |
| | TUNISIA | - | - | 2 | - | - | 2 | - | 2 |
| | TURKEY | - | - | 7 | - | - | 20 | 2 | 22 |
| | UKRAINE | - | - | 3 | - | - | 3 | - | 3 |
| | ZIMBABWE | - | - | - | 1 | - | 1 | - | 1 |
| 4 | Darts | - | - | 4 | 1 | - | 5 | 1 | 6 |
| | GERMANY | - | - | 2 | - | - | 2 | - | 2 |
| | NETHERLANDS | - | - | - | 1 | - | 1 | 1 | 2 |
| | UNITED KINGDOM | - | - | 2 | - | - | 2 | - | 2 |
| 5 | Ju-Jitsu | 1 | - | 1 | - | - | 2 | - | 2 |
| | BAHRAIN | - | - | 1 | - | - | 1 | - | 1 |
| | SWITZERLAND | 1 | - | - | - | - | 1 | - | 1 |

* As indicated in the decisions received by WADA.

Table 5 - Total ADRVs from Athletes - AIMS Sports by Nationality* (continued)

| Ranking by Total ADRVs | Sport - Nationality | Urine | | | | Blood | Total | Total | Total ADRVs |
|------------------------------|----------------------------|--------------------|----------|----------------|-----------|--------------------|------------|----------------|----------------|
| | | Out-of-Competition | | In-Competition | | Out-of-Competition | Analytical | Non-Analytical | |
| | | M | F | M | F | M/F | ADRVs | ADRVs | |
| 3 | Kickboxing | 4 | 1 | 20 | | - | 25 | 5 | 30 |
| | BELGIUM | - | - | 1 | - | - | 1 | - | 1 |
| | BOSNIA AND HERZEGOVINA | 1 | - | - | - | - | 1 | - | 1 |
| | BRAZIL | - | - | 2 | - | - | 2 | - | 2 |
| | DENMARK | 1 | - | - | - | - | 1 | - | 1 |
| | FRANCE | - | - | 10 | - | - | 10 | 1 | 11 |
| | GERMANY | - | - | 1 | - | - | 1 | - | 1 |
| | ITALY | - | - | - | - | - | - | 1 | 1 |
| | JORDAN | 1 | - | - | - | - | 1 | - | 1 |
| | NETHERLANDS | - | - | 1 | - | - | 1 | - | 1 |
| | NORWAY | 1 | - | - | - | - | 1 | - | 1 |
| | PORTUGAL | - | - | 2 | - | - | 2 | 2 | 4 |
| | RUSSIAN FEDERATION | - | 1 | - | - | - | 1 | 1 | 2 |
| | SPAIN | - | - | 1 | - | - | 1 | - | 1 |
| | TURKEY | - | - | 1 | - | - | 1 | - | 1 |
| | TURKMENISTAN | - | - | 1 | - | - | 1 | - | 1 |
| 2 | Powerlifting | 18 | 1 | 66 | 10 | - | 95 | 6 | 101 |
| | AUSTRALIA | - | 1 | 1 | 1 | - | 3 | - | 3 |
| | BELGIUM | - | - | 4 | 1 | - | 5 | - | 5 |
| | BRAZIL | - | - | 2 | - | - | 2 | - | 2 |
| | CANADA | 1 | - | 11 | 2 | - | 14 | - | 14 |
| | CZECH REPUBLIC | - | - | 2 | - | - | 2 | 1 | 3 |
| | DENMARK | - | - | 1 | - | - | 1 | 1 | 2 |
| | EGYPT | 8 | - | 1 | - | - | 9 | - | 9 |
| | ESTONIA | - | - | 2 | 1 | - | 3 | - | 3 |
| | FRANCE | 2 | - | 6 | 2 | - | 10 | 2 | 12 |
| | GERMANY | - | - | 5 | 1 | - | 6 | - | 6 |
| | HUNGARY | - | - | 1 | - | - | 1 | - | 1 |
| | INDIA | - | - | 8 | - | - | 8 | 1 | 9 |
| | IRAN - ISLAMIC REPUBLIC OF | 1 | - | 1 | - | - | 2 | - | 2 |
| | ITALY | - | - | 1 | - | - | 1 | - | 1 |
| | KAZAKHSTAN | - | - | 2 | - | - | 2 | - | 2 |
| | LATVIA | 1 | - | 1 | - | - | 2 | - | 2 |
| | LIBYA, STATE OF | - | - | 2 | - | - | 2 | - | 2 |
| | LITHUANIA | - | - | 1 | - | - | 1 | - | 1 |
| | NETHERLANDS | - | - | 2 | - | - | 2 | - | 2 |
| | NORWAY | 2 | - | - | - | - | 2 | 1 | 3 |
| | PUERTO RICO | - | - | 1 | - | - | 1 | - | 1 |
| | RUSSIAN FEDERATION | - | - | 2 | 2 | - | 4 | - | 4 |
| | SOUTH AFRICA | 2 | - | 3 | - | - | 5 | - | 5 |
| | UKRAINE | 1 | - | 2 | - | - | 3 | - | 3 |
| | UNITED KINGDOM | - | - | 2 | - | - | 2 | - | 2 |
| | UNITED STATES | - | - | 2 | - | - | 2 | - | 2 |
| 5 | Sambo | - | - | 2 | - | - | 2 | - | 2 |
| | RUSSIAN FEDERATION | - | - | 1 | - | - | 1 | - | 1 |
| | SERBIA | - | - | 1 | - | - | 1 | - | 1 |
| 4 | Sepaktakraw | - | - | - | - | - | - | 6 | 6 |
| | MALAYSIA | - | - | - | - | - | - | 6 | 6 |
| 6 | Sport Fishing | - | - | 1 | - | - | 1 | - | 1 |
| | PORTUGAL | - | - | 1 | - | - | 1 | - | 1 |
| | Grand Total | 51 | 4 | 210 | 47 | - | 327 | 87 | 414 |

* As indicated in the decisions received by WADA.

Table 6 - Total ADRVs from Athletes - IPC Sports by Nationality*

| Ranking by Total ADRVs | Sport - Nationality | Urine | | | | Blood Out-of-Competition M/F | Total Analytical ADRVs | Total Non-Analytical ADRVs | Total ADRVs |
|------------------------------|----------------------------|--------------------|----------|----------------|----------|------------------------------------|------------------------------|----------------------------------|----------------|
| | | Out-of-Competition | | In-Competition | | | | | |
| | | M | F | M | F | | | | |
| 2 | Para-Athletics | 1 | - | 1 | - | - | 2 | 1 | 3 |
| | COSTA RICA | 1 | - | - | - | - | 1 | - | 1 |
| | SPAIN | - | - | 1 | - | - | 1 | - | 1 |
| | UNITED STATES | - | - | - | - | - | - | 1 | 1 |
| 1 | Para-Powerlifting | 1 | 3 | 7 | 3 | - | 14 | - | 14 |
| | ALGERIA | - | - | 1 | - | - | 1 | - | 1 |
| | AUSTRALIA | - | - | - | 1 | - | 1 | - | 1 |
| | BRAZIL | - | - | 1 | - | - | 1 | - | 1 |
| | EGYPT | - | 3 | - | 1 | - | 4 | - | 4 |
| | INDIA | - | - | 1 | - | - | 1 | - | 1 |
| | ITALY | 1 | - | - | - | - | 1 | - | 1 |
| | RUSSIAN FEDERATION | - | - | 3 | 1 | - | 4 | - | 4 |
| | UKRAINE | - | - | 1 | - | - | 1 | - | 1 |
| 3 | Para-Swimming | - | 1 | - | - | - | 1 | - | 1 |
| | RUSSIAN FEDERATION | - | 1 | - | - | - | 1 | - | 1 |
| 3 | Shooting Para Sport | - | - | 1 | - | - | 1 | - | 1 |
| | SWEDEN | - | - | 1 | - | - | 1 | - | 1 |
| | Grand Total | 2 | 4 | 9 | 3 | - | 18 | 1 | 19 |

* As indicated in the decisions received by WADA.

Table 7 - Total ADRVs from Athletes - Sports for Athletes with an Impairment by Nationality*

| Ranking by Total ADRVs | Sport - Nationality | Urine | | | | Blood Out-of-Competition M/F | Total Analytical ADRVs | Total Non-Analytical ADRVs | Total ADRVs |
|------------------------------|---------------------------|--------------------|---|----------------|----------|------------------------------------|------------------------------|----------------------------------|----------------|
| | | Out-of-Competition | | In-Competition | | | | | |
| | | M | F | M | F | | | | |
| 5 | Aquatics | - | - | 1 | - | - | 1 | - | 1 |
| | EGYPT | - | - | 1 | - | - | 1 | - | 1 |
| 4 | Archery | 1 | - | 1 | - | - | 2 | - | 2 |
| | GERMANY | - | - | 1 | - | - | 1 | - | 1 |
| | UNITED STATES | 1 | - | - | - | - | 1 | - | 1 |
| 1 | Athletics | - | - | 1 | 2 | - | 3 | 28 | 31 |
| | ALGERIA | - | - | 1 | - | - | 1 | - | 1 |
| | RUSSIAN FEDERATION | - | - | - | 1 | - | 1 | 15 | 16 |
| | UNITED STATES | - | - | - | 1 | - | 1 | 13 | 14 |
| 4 | Basketball | 1 | - | 1 | - | - | 2 | - | 2 |
| | AUSTRALIA | - | - | 1 | - | - | 1 | - | 1 |
| | SAUDI ARABIA | 1 | - | - | - | - | 1 | - | 1 |
| 4 | Boccia | 1 | - | 1 | - | - | 2 | - | 2 |
| | GERMANY | - | - | 1 | - | - | 1 | - | 1 |
| | UNITED STATES | 1 | - | - | - | - | 1 | - | 1 |
| 2 | Cycling | - | - | 5 | 1 | - | 6 | 6 | 12 |
| | BRAZIL | - | - | 3 | 1 | - | 4 | 4 | 8 |
| | RUSSIAN FEDERATION | - | - | 1 | - | - | 1 | - | 1 |
| | SPAIN | - | - | 1 | - | - | 1 | 2 | 3 |
| 5 | CCIS Football | - | - | - | - | - | 1 | - | 1 |
| | TURKEY | - | - | - | - | - | 1 | - | 1 |
| 3 | Football 5-a-Side | - | - | 3 | - | - | 3 | - | 3 |
| | CHINA | - | - | 1 | - | - | 1 | - | 1 |
| | ITALY | - | - | 1 | - | - | 1 | - | 1 |
| | SPAIN | - | - | 1 | - | - | 1 | - | 1 |
| 5 | Powerlifting | - | - | - | - | - | 1 | - | 1 |
| | TURKEY | - | - | - | - | - | 1 | - | 1 |
| 5 | Sitting Volleyball | - | - | 1 | - | - | 1 | - | 1 |
| | BRAZIL | - | - | 1 | - | - | 1 | - | 1 |
| | Taekwondo | - | - | - | 1 | - | 1 | - | 1 |
| | KOREA - REPUBLIC OF | - | - | - | 1 | - | 1 | - | 1 |
| 4 | Triathlon | 1 | - | 1 | - | - | 2 | - | 2 |
| | MEXICO | - | - | 1 | - | - | 1 | - | 1 |
| | SOUTH AFRICA | 1 | - | - | - | - | 1 | - | 1 |
| 5 | Wheelchair Tennis | - | - | - | - | - | - | 1 | 1 |
| | UNITED KINGDOM | - | - | - | - | - | - | 1 | 1 |
| | Grand Total | 4 | - | 15 | 4 | - | 25 | 35 | 60 |

* As indicated in the decisions received by WADA.

Table 8 - Total ADRVs from Athletes - Other Sports - Code Signatories by Nationality*

| Ranking by Total ADRVs | Sport - Nationality | Urine | | | | Blood | Total | Total | Total ADRVs |
|------------------------------|----------------------|-------------------------|-------------------------|---------------------|---------------------|---------------------------|---------------------|-------------------------|----------------|
| | | Out-of-Competition M | Out-of-Competition F | In-Competition M | In-Competition F | Out-of-Competition M/F | Analytical ADRVs | Non-Analytical ADRVs | |
| 1 | Arm Wrestling | 3 | - | 8 | 5 | - | 16 | - | 16 |
| | BRAZIL | - | - | 4 | 2 | - | 6 | - | 6 |
| | EGYPT | 2 | - | - | - | - | 2 | - | 2 |
| | GERMANY | - | - | 1 | - | - | 1 | - | 1 |
| | HUNGARY | 1 | - | - | - | - | 1 | - | 1 |
| | KAZAKHSTAN | - | - | - | 2 | - | 2 | - | 2 |
| | RUSSIAN FEDERATION | - | - | 1 | 1 | - | 2 | - | 2 |
| | SLOVAKIA | - | - | 1 | - | - | 1 | - | 1 |
| | SPAIN | - | - | 1 | - | - | 1 | - | 1 |
| 3 | Bowls | - | - | - | 1 | - | 1 | - | 1 |
| | SOUTH AFRICA | - | - | - | 1 | - | 1 | - | 1 |
| 3 | Karate | - | - | 1 | - | - | 1 | - | 1 |
| | AZERBAIJAN | - | - | 1 | - | - | 1 | - | 1 |
| 3 | Kurash | - | - | 1 | - | - | 1 | - | 1 |
| | UZBEKISTAN | - | - | 1 | - | - | 1 | - | 1 |
| 1 | Rugby League | 5 | - | 8 | - | - | 13 | 3 | 16 |
| | AUSTRALIA | 2 | - | 2 | - | - | 4 | - | 4 |
| | FIJI | - | - | 1 | - | - | 1 | - | 1 |
| | FRANCE | 1 | - | - | - | - | 1 | 2 | 3 |
| | NORWAY | - | - | 1 | - | - | 1 | - | 1 |
| | SERBIA | - | - | 1 | - | - | 1 | - | 1 |
| | UNITED KINGDOM | 2 | - | 3 | - | - | 5 | 1 | 6 |
| 2 | Triathlon | 3 | - | 1 | - | - | 4 | 1 | 5 |
| | MEXICO | 1 | - | - | - | - | 1 | - | 1 |
| | UNITED STATES | 2 | - | 1 | - | - | 3 | 1 | 4 |
| | Grand Total | 11 | - | 19 | 6 | - | 36 | 4 | 40 |

* As indicated in the decisions received by WADA.

Table 9 - Total ADRVs from Athletes - Other Sports by Nationality*

| Ranking by Total ADRVs | Sport - Nationality | Urine | | | | Blood | Total | Total | Total ADRVs |
|------------------------------|--------------------------|-------------------------|-------------------------|---------------------|---------------------|---------------------------|---------------------|-------------------------|----------------|
| | | Out-of-Competition M | Out-of-Competition F | In-Competition M | In-Competition F | Out-of-Competition M/F | Analytical ADRVs | Non-Analytical ADRVs | |
| 3 | American Football | 2 | - | 5 | - | - | 7 | - | 7 |
| | CANADA | 2 | - | 5 | - | - | 7 | - | 7 |
| 5 | Aquatics | - | - | 1 | 1 | - | 2 | - | 2 |
| | AUSTRIA | - | - | 1 | - | - | 1 | - | 1 |
| | UKRAINE | - | - | - | 1 | - | 1 | - | 1 |
| 6 | Basketball | - | - | 1 | - | - | 1 | - | 1 |
| | CANADA | - | - | 1 | - | - | 1 | - | 1 |
| 6 | Boxing | - | - | 1 | - | - | 1 | - | 1 |
| | ITALY | - | - | 1 | - | - | 1 | - | 1 |
| 6 | Broomball | - | - | - | 1 | - | 1 | - | 1 |
| | CANADA | - | - | - | 1 | - | 1 | - | 1 |
| 6 | Cycling | - | - | 1 | - | - | 1 | - | 1 |
| | ALGERIA | - | - | 1 | - | - | 1 | - | 1 |
| 6 | Football | - | - | 1 | - | - | 1 | - | 1 |
| | CANADA | - | - | 1 | - | - | 1 | - | 1 |
| 6 | Gymnastics | - | 1 | - | - | - | 1 | - | 1 |
| | CHINA | - | 1 | - | - | - | 1 | - | 1 |
| 6 | Heavy Athletics | - | - | 1 | - | - | 1 | - | 1 |
| | EGYPT | - | - | 1 | - | - | 1 | - | 1 |

* As indicated in the decisions received by WADA.

Table 9 - Total ADRVs from Athletes - Other Sports by Nationality* (continued)

| Ranking by Total ADRVs | Sport - Nationality | Urine | | | | Blood | Total | Total | Total |
|------------------------------|---------------------------------|--------------------|----------|----------------|-----------|--------------------|---------------------|-------------------------|-----------|
| | | Out-of-Competition | | In-Competition | | Out-of-Competition | Analytical ADRVs | Non-Analytical ADRVs | ADRVs |
| | | M | F | M | F | M/F | | | |
| 6 | Ice Hockey | - | - | 1 | - | - | 1 | - | 1 |
| | CANADA | - | - | 1 | - | - | 1 | - | 1 |
| 6 | Jet-Ski | - | - | 1 | - | - | 1 | - | 1 |
| | FRANCE | - | - | 1 | - | - | 1 | - | 1 |
| 4 | Kung Fu | - | - | 2 | 1 | - | 3 | - | 3 |
| | BRAZIL | - | - | 2 | 1 | - | 3 | - | 3 |
| 4 | Longue Paume | - | - | 3 | - | - | 3 | - | 3 |
| | BELGIUM | - | - | 3 | - | - | 3 | - | 3 |
| 2 | Mixed Martial Arts | 12 | 3 | 5 | 1 | - | 21 | 1 | 22 |
| | BELGIUM | - | - | 1 | - | - | 1 | - | 1 |
| | BRAZIL | 4 | 1 | - | - | - | 5 | - | 5 |
| | PHILIPPINES | - | - | 1 | - | - | 1 | - | 1 |
| | POLAND | - | - | 1 | - | - | 1 | - | 1 |
| | SOUTH AFRICA | - | - | 1 | - | - | 1 | - | 1 |
| | UNITED KINGDOM | 1 | - | - | - | - | 1 | - | 1 |
| | UNITED STATES | 7 | 2 | - | 1 | - | 10 | 1 | 11 |
| | WALES | - | - | 1 | - | - | 1 | - | 1 |
| 6 | Multifunctional Training | - | - | - | 1 | - | 1 | - | 1 |
| | UKRAINE | - | - | - | 1 | - | 1 | - | 1 |
| 6 | Padel | - | - | 1 | - | - | 1 | - | 1 |
| | BELGIUM | - | - | 1 | - | - | 1 | - | 1 |
| 6 | Pencak Silat | 1 | - | - | - | - | 1 | - | 1 |
| | THAILAND | 1 | - | - | - | - | 1 | - | 1 |
| 6 | Power Press | - | - | 1 | - | - | 1 | - | 1 |
| | FRANCE | - | - | 1 | - | - | 1 | - | 1 |
| 4 | Powerlifting | - | - | 2 | 1 | - | 3 | - | 3 |
| | ITALY | - | - | - | 1 | - | 1 | - | 1 |
| | MOLDOVA - REPUBLIC OF | - | - | 2 | - | - | 2 | - | 2 |
| 6 | School Sports | - | - | - | 1 | - | 1 | - | 1 |
| | CHINA | - | - | - | 1 | - | 1 | - | 1 |
| 6 | Strongman | - | - | 1 | - | - | 1 | - | 1 |
| | SLOVAKIA | - | - | 1 | - | - | 1 | - | 1 |
| 6 | Taekwondo | 1 | - | - | - | - | 1 | - | 1 |
| | CHINA | 1 | - | - | - | - | 1 | - | 1 |
| 6 | Traditional Archery | - | - | 1 | - | - | 1 | - | 1 |
| | KOREA - REPUBLIC OF | - | - | 1 | - | - | 1 | - | 1 |
| 5 | Ultimate Fighting | - | - | - | - | - | - | 2 | 2 |
| | UNITED STATES | - | - | - | - | - | - | 2 | 2 |
| | Grand Total | 18 | 4 | 42 | 13 | - | 56 | 3 | 59 |

* As indicated in the decisions received by WADA.

Table 10 - Total ADRVs from Athletes by Nationality* and Sport

| Ranking by Total ADRVs | Athlete Nationality - Sport | Urine | | | | Blood | | | Total | Total | Total ADRVs |
|------------------------------|-----------------------------|--------------------|----------|----------------|----------|--------------------|----------------|------------|----------------|----------|----------------|
| | | Out-of-Competition | | In-Competition | | Out-of-Competition | In-Competition | Analytical | Non-Analytical | | |
| | | M | F | M | F | M | F | M | ADRVs** | ADRVs | |
| 32 | AFGHANISTAN | 1 | - | 1 | - | - | - | - | 2 | - | 2 |
| | Cricket | 1 | - | - | - | - | - | - | 1 | - | 1 |
| | Muaythai | - | - | 1 | - | - | - | - | 1 | - | 1 |
| 32 | ALBANIA | - | - | 1 | 1 | - | - | - | 2 | - | 2 |
| | Football | - | - | 1 | - | - | - | - | 1 | - | 1 |
| | Weightlifting | - | - | - | 1 | - | - | - | 1 | - | 1 |
| 23 | ALGERIA | - | - | 9 | 3 | - | - | - | 12 | - | 12 |
| | Athletics | - | - | 2 | 1 | - | - | - | 3 | - | 3 |
| | Cycling | - | - | 5 | - | - | - | - | 5 | - | 5 |
| | Para-Powerlifting | - | - | 1 | - | - | - | - | 1 | - | 1 |
| | Rowing | - | - | - | 1 | - | - | - | 1 | - | 1 |
| | Wrestling | - | - | 1 | 1 | - | - | - | 2 | - | 2 |
| 33 | ANDORRA | - | - | - | 1 | - | - | - | 1 | - | 1 |
| | Football | - | - | - | 1 | - | - | - | 1 | - | 1 |
| 18 | ARGENTINA | 1 | - | 17 | - | - | - | - | 18 | - | 18 |
| | Aquatics | 1 | - | - | - | - | - | - | 1 | - | 1 |
| | Bodybuilding | - | - | 1 | - | - | - | - | 1 | - | 1 |
| | Cycling | - | - | 1 | - | - | - | - | 1 | - | 1 |
| | Football | - | - | 5 | - | - | - | - | 5 | - | 5 |
| | Judo | - | - | 1 | - | - | - | - | 1 | - | 1 |
| | Rugby Union | - | - | 9 | - | - | - | - | 9 | - | 9 |
| 33 | ARMENIA | - | - | 1 | - | - | - | - | 1 | - | 1 |
| | Boxing | - | - | 1 | - | - | - | - | 1 | - | 1 |
| 15 | AUSTRALIA | 3 | 2 | 15 | 3 | - | - | - | 23 | 6 | 29 |
| | Aquatics | - | - | - | - | - | - | - | - | 3 | 3 |
| | Athletics | - | 1 | - | - | - | - | - | 1 | 1 | 2 |
| | Baseball | - | - | 2 | - | - | - | - | 2 | - | 2 |
| | Basketball | - | - | 1 | - | - | - | - | 1 | - | 1 |
| | Boxing | - | - | 1 | - | - | - | - | 1 | - | 1 |
| | Cycling | 1 | - | 1 | - | - | - | - | 2 | 1 | 3 |
| | Football | - | - | - | - | - | - | - | - | 1 | 1 |
| | Lifesaving | - | - | - | 1 | - | - | - | 1 | - | 1 |
| | Para-Powerlifting | - | - | - | 1 | - | - | - | 1 | - | 1 |
| | Powerlifting | - | 1 | 1 | 1 | - | - | - | 3 | - | 3 |
| | Roller Sports | - | - | 1 | - | - | - | - | 1 | - | 1 |
| | Rugby League | 2 | - | 2 | - | - | - | - | 4 | - | 4 |
| | Rugby Union | - | - | 1 | - | - | - | - | 1 | - | 1 |
| | Tennis | - | - | 1 | - | - | - | - | 1 | - | 1 |
| | Volleyball | - | - | 1 | - | - | - | - | 1 | - | 1 |
| | Weightlifting | - | - | 3 | - | - | - | - | 3 | - | 3 |
| 25 | AUSTRIA | - | - | 6 | - | - | - | - | 6 | 4 | 10 |
| | Aquatics | - | - | 1 | - | - | - | - | 1 | - | 1 |
| | Basketball | - | - | 1 | - | - | - | - | 1 | 1 | 2 |
| | Billiards Sports | - | - | 2 | - | - | - | - | 2 | - | 2 |
| | Cycling | - | - | - | - | - | - | - | - | 2 | 2 |
| | Football | - | - | 1 | - | - | - | - | 1 | - | 1 |
| | Judo | - | - | - | - | - | - | - | - | 1 | 1 |
| | Weightlifting | - | - | 1 | - | - | - | - | 1 | - | 1 |

* As indicated in the decisions received by WADA.

** Based on each AAF which may not be the same as the number of decisions rendered. A decision may refer to multiple AAFs from the same athlete.

Table 10 - Total ADRVs from Athletes by Nationality* and Sport (continued)

| Ranking by Total ADRVs | Athlete Nationality - Sport | Urine | | | | Blood | | | Total | Total | Total ADRVs |
|------------------------------|-------------------------------|--------------------|----------|----------------|----------|--------------------|----------------|------------|----------------|-----------|----------------|
| | | Out-of-Competition | | In-Competition | | Out-of-Competition | In-Competition | Analytical | Non-Analytical | | |
| | | M | F | M | F | M | F | M | ADRVs** | ADRVs | |
| 14 | AZERBAIJAN | 7 | 2 | 17 | 4 | - | - | - | 30 | 2 | 32 |
| | American Football | - | - | 1 | - | - | - | - | 1 | - | 1 |
| | Athletics | 1 | - | - | 2 | - | - | - | 3 | - | 3 |
| | Bodybuilding | 1 | - | 2 | - | - | - | - | 3 | - | 3 |
| | Boxing | 1 | - | - | - | - | - | - | 1 | - | 1 |
| | Cycling | - | - | 4 | - | - | - | - | 4 | - | 4 |
| | Handball | - | 2 | - | - | - | - | - | 2 | - | 2 |
| | Judo | - | - | 1 | 1 | - | - | - | 2 | - | 2 |
| | Karate | - | - | 1 | - | - | - | - | 1 | - | 1 |
| | Weightlifting | 3 | - | 1 | 1 | - | - | - | 5 | 1 | 6 |
| | Wrestling | 1 | - | 7 | - | - | - | - | 8 | 1 | 9 |
| 33 | BAHAMAS | | | 1 | - | - | - | - | 1 | - | 1 |
| | Athletics | - | - | 1 | - | - | - | - | 1 | - | 1 |
| 31 | BAHRAIN | - | - | 2 | 1 | - | - | - | 3 | - | 3 |
| | Athletics | - | - | - | 1 | - | - | - | 1 | - | 1 |
| | Cycling | - | - | 1 | - | - | - | - | 1 | - | 1 |
| | Ju-Jitsu | - | - | 1 | - | - | - | - | 1 | - | 1 |
| 33 | BARBADOS | 1 | - | - | - | - | - | - | 1 | - | 1 |
| | Athletics | 1 | - | - | - | - | - | - | 1 | - | 1 |
| 28 | BELARUS | 3 | 3 | - | - | - | - | - | 6 | - | 6 |
| | Athletics | | 3 | - | - | - | - | - | 3 | - | 3 |
| | Canoe/Kayak | 1 | - | - | - | - | - | - | 1 | - | 1 |
| | Muaythai | 1 | - | - | - | - | - | - | 1 | - | 1 |
| | Rowing | 1 | - | - | - | - | - | - | 1 | - | 1 |
| 8 | BELGIUM | 14 | - | 21 | 5 | - | - | - | 40 | 14 | 54 |
| | Athletics | - | - | - | - | - | - | - | - | 1 | 1 |
| | Automobile Sports | - | - | 1 | - | - | - | - | 1 | - | 1 |
| | Bodybuilding | 12 | - | 2 | 4 | - | - | - | 18 | 13 | 31 |
| | Boxing | - | - | 1 | - | - | - | - | 1 | - | 1 |
| | Cycling | - | - | 2 | - | - | - | - | 2 | - | 2 |
| | DanceSport | - | - | 1 | - | - | - | - | 1 | - | 1 |
| | Football | - | - | 2 | - | - | - | - | 2 | - | 2 |
| | Karate | - | - | 1 | - | - | - | - | 1 | - | 1 |
| | Kickboxing | - | - | 1 | - | - | - | - | 1 | - | 1 |
| | Longue Paume | - | - | 3 | - | - | - | - | 3 | - | 3 |
| | Mixed Martial Arts | - | - | 1 | - | - | - | - | 1 | - | 1 |
| | Padel | - | - | 1 | - | - | - | - | 1 | - | 1 |
| | Powerlifting | - | - | 4 | 1 | - | - | - | 5 | - | 5 |
| | Rowing | - | - | 1 | - | - | - | - | 1 | - | 1 |
| | Volleyball | 2 | - | - | - | - | - | - | 2 | - | 2 |
| 32 | BOLIVIA | - | - | 1 | - | - | - | 1 | 2 | - | 2 |
| | Bodybuilding | - | - | 1 | - | - | - | - | 1 | - | 1 |
| | Cycling | - | - | - | - | - | - | 1 | 1 | - | 1 |
| 32 | BOSNIA AND HERZEGOVINA | 1 | - | - | 1 | | | | 2 | - | 2 |
| | Athletics | - | - | - | 1 | - | - | - | 1 | - | 1 |
| | Kickboxing | 1 | - | - | - | - | - | - | 1 | - | 1 |
| 33 | BOTSWANA | - | 1 | - | - | - | - | - | 1 | - | 1 |
| | Athletics | - | 1 | - | - | - | - | - | 1 | - | 1 |

* As indicated in the decisions received by WADA.

** Based on each AAF which may not be the same as the number of decisions rendered. A decision may refer to multiple AAFs from the same athlete.

Table 10 - Total ADRVs from Athletes by Nationality* and Sport (continued)

| Ranking by Total ADRVs | Athlete Nationality - Sport | Urine | | | | Blood | | | Total | Total | Total ADRVs |
|------------------------------|-----------------------------|--------------------|----------|----------------|-----------|--------------------|----------------|------------|----------------|----------|----------------|
| | | Out-of-Competition | | In-Competition | | Out-of-Competition | In-Competition | Analytical | Non-Analytical | | |
| | | M | F | M | F | M | F | M | ADRVs** | ADRVs | |
| 4 | BRAZIL | 10 | 1 | 49 | 19 | - | - | - | 79 | 5 | 84 |
| | Aquatics | 2 | - | - | - | - | - | - | 2 | - | 2 |
| | Arm Wrestling | - | - | 4 | 2 | - | - | - | 6 | - | 6 |
| | Athletics | 2 | - | 2 | 1 | - | - | - | 5 | - | 5 |
| | Automobile Sports | - | - | 2 | - | - | - | - | 2 | - | 2 |
| | Basketball | 1 | - | 2 | - | - | - | - | 3 | - | 3 |
| | Bodybuilding | - | - | 1 | 6 | - | - | - | 7 | 1 | 8 |
| | Canoe/Kayak | - | - | - | 4 | - | - | - | 4 | - | 4 |
| | Cycling | - | - | 6 | 2 | - | - | - | 8 | 4 | 12 |
| | Football | - | - | 19 | - | - | - | - | 19 | - | 19 |
| | Handball | - | - | 3 | - | - | - | - | 3 | - | 3 |
| | Judo | - | - | 1 | 1 | - | - | - | 2 | - | 2 |
| | Kickboxing | - | - | 2 | - | - | - | - | 2 | - | 2 |
| | Kung Fu | - | - | 2 | 1 | - | - | - | 3 | - | 3 |
| | Mixed Martial Arts | 4 | 1 | - | - | - | - | - | 5 | - | 5 |
| | Para-Powerlifting | - | - | 1 | - | - | - | - | 1 | - | 1 |
| | Powerlifting | - | - | 2 | - | - | - | - | 2 | - | 2 |
| | Rowing | - | - | - | 2 | - | - | - | 2 | - | 2 |
| | Sitting Volleyball | - | - | 1 | - | - | - | - | 1 | - | 1 |
| | Tennis | - | - | 1 | - | - | - | - | 1 | - | 1 |
| | Volleyball | 1 | - | - | - | - | - | - | 1 | - | 1 |
| 19 | BULGARIA | 2 | 1 | 10 | 2 | - | - | - | 15 | 1 | 16 |
| | Aquatics | 1 | - | 1 | 1 | - | - | - | 3 | - | 3 |
| | Athletics | 1 | - | 1 | - | - | - | - | 2 | - | 2 |
| | Bodybuilding | - | - | 1 | - | - | - | - | 1 | - | 1 |
| | Cycling | - | - | 1 | - | - | - | - | 1 | - | 1 |
| | Judo | - | - | 3 | - | - | - | - | 3 | - | 3 |
| | Volleyball | - | - | 1 | - | - | - | - | 1 | - | 1 |
| | Weightlifting | - | 1 | 2 | 1 | - | - | - | 4 | - | 4 |
| | Wrestling | - | - | - | - | - | - | - | - | 1 | 1 |
| 33 | CAMEROON | - | - | 1 | - | - | - | - | 1 | - | 1 |
| | Boxing | - | - | 1 | - | - | - | - | 1 | - | 1 |
| 13 | CANADA | 5 | - | 24 | 3 | - | - | - | 32 | 1 | 33 |
| | Aquatics | - | - | - | - | - | - | - | - | 1 | |
| | American Football | 2 | - | 5 | - | - | - | - | 7 | - | 7 |
| | Athletics | - | - | 1 | - | - | - | - | 1 | - | 1 |
| | Basketball | - | - | 1 | - | - | - | - | 1 | - | 1 |
| | Broomball | - | - | - | 1 | - | - | - | 1 | - | 1 |
| | Football | - | - | 1 | - | - | - | - | 1 | - | 1 |
| | Ice Hockey | - | - | 2 | - | - | - | - | 2 | - | 2 |
| | Judo | 1 | - | 1 | - | - | - | - | 2 | - | 2 |
| | Powerlifting | 1 | - | 11 | 2 | - | - | - | 14 | - | 14 |
| | Skiing | - | - | 2 | - | - | - | - | 2 | - | 2 |
| | Weightlifting | 1 | - | - | - | - | - | - | 1 | - | 1 |
| 19 | CHILE | 4 | 1 | 8 | 2 | - | - | - | 15 | 1 | 16 |
| | Athletics | 1 | - | 2 | - | - | - | - | 3 | - | 3 |
| | Bodybuilding | - | - | 1 | 1 | - | - | - | 2 | - | 2 |
| | Canoe/Kayak | - | 1 | - | - | - | - | - | 1 | 1 | 2 |
| | Cycling | 2 | - | 1 | - | - | - | - | 3 | - | 3 |
| | Judo | - | - | 1 | - | - | - | - | 1 | - | 1 |
| | Surfing | - | - | 1 | 1 | - | - | - | 2 | - | 2 |
| | Weightlifting | 1 | - | 2 | - | - | - | - | 3 | - | 3 |

* As indicated in the decisions received by WADA.

** Based on each AAF which may not be the same as the number of decisions rendered. A decision may refer to multiple AAFs from the same athlete.

Table 10 - Total ADRVs from Athletes by Nationality* and Sport (continued)

| Ranking by Total ADRVs | Athlete Nationality - Sport | Urine | | | | Blood | | | Total | Total | Total ADRVs |
|------------------------------|-----------------------------|--------------------|-----------|----------------|-----------|--------------------|----------------|------------|----------------|----------|----------------|
| | | Out-of-Competition | | In-Competition | | Out-of-Competition | In-Competition | Analytical | Non-Analytical | | |
| | | M | F | M | F | M | F | M | ADRVs** | ADRVs | |
| 6 | CHINA | 10 | 17 | 14 | 13 | 1 | 4 | - | 59 | 3 | 62 |
| | Aquatics | 2 | - | - | 1 | - | - | - | 3 | - | 3 |
| | Athletics | 5 | 11 | 3 | 7 | 1 | 3 | - | 30 | 2 | 32 |
| | Basketball | - | - | 1 | - | - | - | - | 1 | - | 1 |
| | Bodybuilding | - | - | 6 | 1 | - | - | - | 7 | - | 7 |
| | Boxing | 1 | 2 | - | - | - | - | - | 3 | - | 3 |
| | Canoe/Kayak | - | - | 1 | 2 | - | - | - | 3 | - | 3 |
| | Cycling | - | - | - | - | - | 1 | - | 1 | 1 | 2 |
| | Football | - | 1 | - | - | - | - | - | 1 | - | 1 |
| | Football 5-a-Side | - | - | 1 | - | - | - | - | 1 | - | 1 |
| | Gymnastics | - | 1 | - | - | - | - | - | 1 | - | 1 |
| | Rowing | - | 1 | - | - | - | - | - | 1 | - | 1 |
| | School Sports | - | - | - | 1 | - | - | - | 1 | - | 1 |
| | Skating | 1 | - | - | - | - | - | - | 1 | - | 1 |
| | Skiing | - | - | 1 | - | - | - | - | 1 | - | 1 |
| | Taekwondo | 1 | - | - | - | - | - | - | 1 | - | 1 |
| | Volleyball | - | - | - | 1 | - | - | - | 1 | - | 1 |
| | Weightlifting | - | 1 | - | - | - | - | - | 1 | - | 1 |
| | Wrestling | - | - | 1 | - | - | - | - | 1 | - | 1 |
| 29 | CHINESE TAIPEI | 4 | 1 | - | - | - | - | - | 5 | - | 5 |
| | Bodybuilding | 3 | - | - | - | - | - | - | 3 | - | 3 |
| | Weightlifting | 1 | 1 | - | - | - | - | - | 2 | - | 2 |
| 16 | COLOMBIA | 1 | 1 | 13 | 4 | - | - | 6 | 25 | 1 | 26 |
| | American Football | - | - | 1 | - | - | - | - | 1 | - | 1 |
| | Aquatics | 1 | - | - | - | - | - | - | 1 | - | 1 |
| | Athletics | - | 1 | - | 2 | - | - | - | 3 | - | 3 |
| | Bodybuilding | - | - | - | 1 | - | - | - | 1 | - | 1 |
| | Cycling | - | - | 5 | 1 | - | - | 6 | 12 | 1 | 13 |
| | Gymnastics | - | - | 1 | - | - | - | - | 1 | - | 1 |
| | Table Tennis | - | - | 1 | - | - | - | - | 1 | - | 1 |
| | Underwater Sports | - | - | 1 | - | - | - | - | 1 | - | 1 |
| | Weightlifting | - | - | 4 | - | - | - | - | 4 | - | 4 |
| 19 | COSTA RICA | 1 | - | 5 | 1 | - | - | 9 | 21 | - | 21 |
| | Bodybuilding | - | - | - | 1 | - | - | - | 1 | - | 1 |
| | Cycling | - | - | 5 | - | - | - | 9 | 19 | - | 19 |
| | Para-Athletics | 1 | - | - | - | - | - | - | 1 | - | 1 |
| 26 | CROATIA | - | - | 3 | 1 | - | - | - | 4 | 4 | 8 |
| | Athletics | - | - | - | 1 | - | - | - | 1 | - | 1 |
| | Basketball | - | - | 1 | - | - | - | - | 1 | - | 1 |
| | Billiards Sports | - | - | - | - | - | - | - | - | 1 | 1 |
| | Cycling | - | - | 2 | - | - | - | - | 2 | - | 2 |
| | Ice Hockey | - | - | - | - | - | - | - | - | 2 | 2 |
| | Weightlifting | - | - | - | - | - | - | - | - | 1 | 1 |
| 29 | CUBA | 2 | - | 3 | - | - | - | - | 5 | - | 5 |
| | Cycling | 1 | - | 2 | - | - | - | - | 3 | - | 3 |
| | Sailing | 1 | - | - | - | - | - | - | 1 | - | 1 |
| | Wrestling | - | - | 1 | - | - | - | - | 1 | - | 1 |
| 27 | CYPRUS | - | - | 4 | 3 | - | - | - | 7 | - | 7 |
| | Athletics | - | - | 1 | 3 | - | - | - | 4 | - | 4 |
| | Cycling | - | - | 1 | - | - | - | - | 1 | - | 1 |
| | Karate | - | - | 1 | - | - | - | - | 1 | - | 1 |
| | Wrestling | - | - | 1 | - | - | - | - | 1 | - | 1 |

* As indicated in the decisions received by WADA.

** Based on each AAF which may not be the same as the number of decisions rendered. A decision may refer to multiple AAFs from the same athlete.

Table 10 - Total ADRVs from Athletes by Nationality* and Sport (continued)

| Ranking by Total ADRVs | Athlete Nationality - Sport | Urine | | | | Blood | | | Total | Total | Total ADRVs |
|------------------------------|-----------------------------|--------------------|----------|----------------|----------|--------------------|----------------|------------|----------------|----------|----------------|
| | | Out-of-Competition | | In-Competition | | Out-of-Competition | In-Competition | Analytical | Non-Analytical | | |
| | | M | F | M | F | M | F | M | ADRVs** | ADRVs | |
| 20 | CZECH REPUBLIC | 1 | - | 7 | 4 | - | - | - | 12 | 3 | 15 |
| | American Football | - | - | 1 | - | - | - | - | 1 | - | 1 |
| | Aquatics | - | - | 1 | 1 | - | - | - | 2 | - | 2 |
| | Athletics | - | - | 1 | - | - | - | - | 1 | - | 1 |
| | Bodybuilding | - | - | 2 | 1 | - | - | - | 3 | 2 | 5 |
| | Cycling | - | - | - | 1 | - | - | - | 1 | - | 1 |
| | Powerlifting | - | - | 2 | - | - | - | - | 2 | 1 | 3 |
| | Tennis | - | - | - | 1 | - | - | - | 1 | - | 1 |
| | Wrestling | 1 | - | - | - | - | - | - | 1 | - | 1 |
| 27 | DENMARK | 2 | - | 4 | - | - | - | - | 6 | 1 | 7 |
| | Basketball | - | - | 1 | - | - | - | - | 1 | - | 1 |
| | Boxing | 1 | - | - | - | - | - | - | 1 | - | 1 |
| | Cycling | - | - | 1 | - | - | - | - | 1 | - | 1 |
| | Kickboxing | 1 | - | - | - | - | - | - | 1 | - | 1 |
| | Powerlifting | - | - | 1 | - | - | - | - | 1 | 1 | 2 |
| | Triathlon | - | - | 1 | - | - | - | - | 1 | - | 1 |
| 27 | ECUADOR | - | - | 5 | 2 | - | - | - | 7 | - | 7 |
| | Bodybuilding | - | - | 3 | - | - | - | - | 3 | - | 3 |
| | Boxing | - | - | 1 | - | - | - | - | 1 | - | 1 |
| | Judo | - | - | 1 | 1 | - | - | - | 2 | - | 2 |
| | Wrestling | - | - | - | 1 | - | - | - | 1 | - | 1 |
| 12 | EGYPT | 12 | 3 | 14 | 5 | - | - | - | 34 | - | 34 |
| | Aquatics | - | - | 3 | - | - | - | - | 3 | - | 3 |
| | Arm Wrestling | 2 | - | - | - | - | - | - | 2 | - | 2 |
| | Basketball | - | - | 1 | - | - | - | - | 1 | - | 1 |
| | Bodybuilding | 1 | - | - | - | - | - | - | 1 | - | 1 |
| | Football | - | - | 1 | - | - | - | - | 1 | - | 1 |
| | Heavy Athletics | - | - | 1 | - | - | - | - | 1 | - | 1 |
| | Judo | - | - | 2 | - | - | - | - | 2 | - | 2 |
| | Karate | - | - | 1 | - | - | - | - | 1 | - | 1 |
| | Lifesaving | - | - | 1 | - | - | - | - | 1 | - | 1 |
| | Para-Powerlifting | - | 3 | - | 1 | - | - | - | 4 | - | 4 |
| | Powerlifting | 8 | - | 1 | - | - | - | - | 9 | - | 9 |
| | Underwater Sports | - | - | - | 1 | - | - | - | 1 | - | 1 |
| | Weightlifting | - | - | 2 | 3 | - | - | - | 5 | - | 5 |
| | Wrestling | 1 | - | 1 | - | - | - | - | 2 | - | 2 |
| 30 | ESTONIA | - | - | 2 | 2 | - | - | - | 4 | - | 4 |
| | Aquatics | - | - | - | 1 | - | - | - | 1 | - | 1 |
| | Powerlifting | - | - | 2 | 1 | - | - | - | 3 | - | 3 |
| 28 | ETHIOPIA | - | - | 2 | 3 | - | - | - | 5 | 1 | 6 |
| | Athletics | - | - | 2 | 3 | - | - | - | 5 | 1 | 6 |
| 33 | FIJI | - | - | 1 | - | - | - | - | 1 | - | 1 |
| | Rugby League | - | - | 1 | - | - | - | - | 1 | - | 1 |
| 32 | FINLAND | - | - | 2 | - | - | - | - | 2 | - | 2 |
| | Basketball | - | - | 1 | - | - | - | - | 1 | - | 1 |
| | Shooting | - | - | 1 | - | - | - | - | 1 | - | 1 |

* As indicated in the decisions received by WADA.

** Based on each AAF which may not be the same as the number of decisions rendered. A decision may refer to multiple AAFs from the same athlete.

Table 10 - Total ADRVs from Athletes by Nationality* and Sport (continued)

| Ranking by Total ADRVs | Athlete Nationality - Sport | Urine | | | | Blood | | | | Total | Total | Total ADRVs |
|------------------------------|-----------------------------|--------------------|----------|----------------|-----------|--------------------|----------|----------------|----------|------------|----------------|----------------|
| | | Out-of-Competition | | In-Competition | | Out-of-Competition | | In-Competition | | Analytical | Non-Analytical | |
| | | M | F | M | F | M | F | M | F | ADRVs** | ADRVs | |
| 2 | FRANCE | 7 | - | 72 | 15 | - | - | - | - | 94 | 34 | 128 |
| | American Football | - | - | 2 | - | - | - | - | - | 2 | - | 2 |
| | Athletics | - | - | 2 | 1 | - | - | - | - | 3 | 3 | 6 |
| | Basketball | - | - | 1 | - | - | - | - | - | 1 | 1 | 2 |
| | Billiards Sports | - | - | 1 | - | - | - | - | - | 1 | - | 1 |
| | Bodybuilding | 1 | - | 13 | 10 | - | - | - | - | 24 | 7 | 31 |
| | Boxing | - | - | 3 | - | - | - | - | - | 3 | 2 | 5 |
| | Cycling | 1 | - | 7 | 1 | - | - | - | - | 9 | 4 | 13 |
| | Equestrian | - | - | - | - | - | - | - | - | - | 1 | 1 |
| | Football | - | - | 3 | - | - | - | - | - | 3 | 1 | 4 |
| | Gymnastics | - | - | - | - | - | - | - | - | - | 2 | 2 |
| | Handball | 1 | - | - | - | - | - | - | - | 1 | 1 | 2 |
| | Ice Hockey | - | - | 3 | - | - | - | - | - | 3 | - | 3 |
| | Jet-Ski | - | - | 1 | - | - | - | - | - | 1 | - | 1 |
| | Karate | - | - | - | 1 | - | - | - | - | 1 | - | 1 |
| | Kickboxing | - | - | 10 | - | - | - | - | - | 10 | 1 | 11 |
| | Motorcycle Racing | - | - | 1 | - | - | - | - | - | 1 | - | 1 |
| | Muaythai | - | - | 7 | - | - | - | - | - | 7 | - | 7 |
| | Power Press | - | - | 1 | - | - | - | - | - | 1 | - | 1 |
| | Powerlifting | 2 | - | 6 | 2 | - | - | - | - | 10 | 2 | 12 |
| | Rugby League | 1 | - | - | - | - | - | - | - | 1 | 2 | 3 |
| | Rugby Union | 1 | - | 5 | - | - | - | - | - | 6 | 3 | 9 |
| | Sailing | - | - | - | - | - | - | - | - | - | 1 | 1 |
| | Squash | - | - | - | - | - | - | - | - | - | 1 | 1 |
| | Tennis | - | - | 1 | - | - | - | - | - | 1 | - | 1 |
| | Weightlifting | - | - | - | - | - | - | - | - | - | 1 | 1 |
| | Wrestling | - | - | 5 | - | - | - | - | - | 5 | 1 | 6 |
| 33 | FRENCH POLYNESIA | - | - | 1 | - | - | - | - | - | 1 | - | 1 |
| | Football | - | - | 1 | - | - | - | - | - | 1 | - | 1 |
| 32 | GEORGIA | 1 | - | 1 | - | - | - | - | - | 2 | - | 2 |
| | Judo | - | - | 1 | - | - | - | - | - | 1 | - | 1 |
| | Weightlifting | 1 | - | - | - | - | - | - | - | 1 | - | 1 |
| 12 | GERMANY | 1 | 2 | 25 | 3 | - | - | - | - | 31 | 3 | 34 |
| | Archery | - | - | 1 | - | - | - | - | - | 1 | - | 1 |
| | Arm Wrestling | - | - | 1 | - | - | - | - | - | 1 | - | 1 |
| | Athletics | - | - | - | - | - | - | - | - | - | 1 | 1 |
| | Baseball | - | - | 1 | - | - | - | - | - | 1 | - | 1 |
| | Basketball | - | - | 2 | - | - | - | - | - | 2 | - | 2 |
| | Boccia | - | - | 1 | - | - | - | - | - | 1 | - | 1 |
| | Bodybuilding | - | - | 2 | - | - | - | - | - | 2 | - | 2 |
| | Bowling | - | - | - | 1 | - | - | - | - | 1 | - | 1 |
| | Boxing | - | 1 | 1 | - | - | - | - | - | 2 | - | 2 |
| | Darts | - | - | 2 | - | - | - | - | - | 2 | - | 2 |
| | Handball | - | 1 | - | - | - | - | - | - | 1 | - | 1 |
| | Judo | - | - | - | 1 | - | - | - | - | 1 | - | 1 |
| | Kickboxing | - | - | 1 | - | - | - | - | - | 1 | - | 1 |
| | Motorcycle Racing | - | - | 1 | - | - | - | - | - | 1 | - | 1 |
| | Powerlifting | - | - | 5 | 1 | - | - | - | - | 6 | - | 6 |
| | Rowing | - | - | - | - | - | - | - | - | - | 1 | 1 |
| | Shooting | - | - | 1 | - | - | - | - | - | 1 | - | 1 |
| | Skiing | - | - | - | - | - | - | - | - | - | 1 | 1 |
| | Triathlon | - | - | 1 | - | - | - | - | - | 1 | - | 1 |
| | Underwater Sports | 1 | - | 1 | - | - | - | - | - | 2 | - | 2 |
| | Weightlifting | - | - | 4 | - | - | - | - | - | 4 | - | 4 |

* As indicated in the decisions received by WADA.

** Based on each AAF which may not be the same as the number of decisions rendered. A decision may refer to multiple AAFs from the same athlete.

Table 10 - Total ADRVs from Athletes by Nationality* and Sport (continued)

| Ranking by Total ADRVs | Athlete Nationality - Sport | Urine | | | | Blood | | | Total | Total | Total ADRVs |
|------------------------------|-----------------------------------|--------------------|----------|----------------|-----------|--------------------|----------------|---|------------|----------------|----------------|
| | | Out-of-Competition | | In-Competition | | Out-of-Competition | In-Competition | | Analytical | Non-Analytical | |
| | | M | F | M | F | M | F | M | ADRVs** | ADRVs | |
| 33 | GHANA | 1 | - | - | - | - | - | - | 1 | - | 1 |
| | Boxing | 1 | - | - | - | - | - | - | 1 | - | 1 |
| 31 | GREECE | - | 1 | 1 | 1 | - | - | - | 3 | - | 3 |
| | Athletics | - | 1 | 1 | - | - | - | - | 2 | - | 2 |
| | Bodybuilding | - | - | - | 1 | - | - | - | 1 | - | 1 |
| 28 | GUATEMALA | - | - | 6 | - | - | - | - | 6 | - | 6 |
| | Bodybuilding | - | - | 4 | - | - | - | - | 4 | - | 4 |
| | Equestrian | - | - | 1 | - | - | - | - | 1 | - | 1 |
| | Football | - | - | 1 | - | - | - | - | 1 | - | 1 |
| 19 | HUNGARY | 2 | 2 | 12 | - | - | - | - | 16 | - | 16 |
| | American Football | - | - | 1 | - | - | - | - | 1 | - | 1 |
| | Arm Wrestling | 1 | - | - | - | - | - | - | 1 | - | 1 |
| | Bodybuilding | - | - | 4 | - | - | - | - | 4 | - | 4 |
| | Boxing | - | 1 | - | - | - | - | - | 1 | - | 1 |
| | Canoe/Kayak | 1 | - | - | - | - | - | - | 1 | - | 1 |
| | Ice Hockey | - | - | 2 | - | - | - | - | 2 | - | 2 |
| | Judo | - | - | 2 | - | - | - | - | 2 | - | 2 |
| | Powerlifting | - | - | 1 | - | - | - | - | 1 | - | 1 |
| | Skating | - | 1 | - | - | - | - | - | 1 | - | 1 |
| | Underwater Sports | - | - | 1 | - | - | - | - | 1 | - | 1 |
| | Weightlifting | - | - | 1 | - | - | - | - | 1 | - | 1 |
| 33 | ICELAND | 1 | - | - | - | - | - | - | 1 | - | 1 |
| | Judo | 1 | - | - | - | - | - | - | 1 | - | 1 |
| 7 | INDIA | 8 | 5 | 32 | 11 | - | - | - | 56 | 1 | 57 |
| | Athletics | - | - | 10 | 10 | - | - | - | 20 | - | 20 |
| | Bodybuilding | - | - | 3 | - | - | - | - | 3 | - | 3 |
| | Boxing | 3 | 1 | - | - | - | - | - | 4 | - | 4 |
| | Cricket | - | - | 1 | - | - | - | - | 1 | - | 1 |
| | Field Hockey | 1 | - | - | - | - | - | - | 1 | - | 1 |
| | Football | 1 | - | - | - | - | - | - | 1 | - | 1 |
| | Para-Powerlifting | - | - | 1 | - | - | - | - | 1 | - | 1 |
| | Powerlifting | - | - | 8 | - | - | - | - | 8 | 1 | 9 |
| | Taekwondo | - | - | - | 1 | - | - | - | 1 | - | 1 |
| | Volleyball | 1 | - | - | - | - | - | - | 1 | - | 1 |
| | Weightlifting | 2 | 3 | 6 | - | - | - | - | 11 | - | 11 |
| | Wrestling | - | 1 | 3 | - | - | - | - | 4 | - | 4 |
| 22 | IRAN - ISLAMIC REPUBLIC OF | 1 | 1 | 11 | - | - | - | - | 13 | - | 13 |
| | Cycling | - | - | 5 | - | - | - | - | 5 | - | 5 |
| | Powerlifting | 1 | - | 1 | - | - | - | - | 2 | - | 2 |
| | Shooting | - | - | 1 | - | - | - | - | 1 | - | 1 |
| | Taekwondo | - | 1 | 3 | - | - | - | - | 4 | - | 4 |
| | Weightlifting | - | - | 1 | - | - | - | - | 1 | - | 1 |

* As indicated in the decisions received by WADA.

** Based on each AAF which may not be the same as the number of decisions rendered. A decision may refer to multiple AAFs from the same athlete.

Table 10 - Total ADRVs from Athletes by Nationality* and Sport (continued)

| Ranking by Total ADRVs | Athlete Nationality - Sport | Urine | | | | Blood | | | | Total Analytical ADRVs** | Total Non-Analytical ADRVs | Total ADRVs | |
|------------------------------|-----------------------------|--------------------|----------|----------------|-----------|--------------------|---|----------------|---|--------------------------------|----------------------------------|----------------|---|
| | | Out-of-Competition | | In-Competition | | Out-of-Competition | | In-Competition | | M | F | M | F |
| | | M | F | M | F | M | F | M | F | | | | |
| 32 | IRAQ | 1 | - | 1 | - | - | - | - | - | 2 | - | 2 | |
| | Weightlifting | 1 | - | - | - | - | - | - | - | 1 | - | 1 | |
| | Wrestling | - | - | 1 | - | - | - | - | - | 1 | - | 1 | |
| 33 | ISRAEL | - | - | 1 | - | - | - | - | - | 1 | - | 1 | |
| | Football | - | - | 1 | - | - | - | - | - | 1 | - | 1 | |
| 1 | ITALY | 6 | 1 | 70 | 17 | - | - | - | - | 94 | 77 | 171 | |
| | American Football | 1 | - | 3 | - | - | - | - | - | 4 | - | 4 | |
| | Aquatics | - | - | - | 1 | - | - | - | - | 1 | - | 1 | |
| | Archery | - | - | 2 | - | - | - | - | - | 2 | - | 2 | |
| | Athletics | - | - | 8 | 1 | - | - | - | - | 9 | 2 | 11 | |
| | Automobile Sports | - | - | - | - | - | - | - | - | - | 4 | 4 | |
| | Basketball | - | - | 2 | - | - | - | - | - | 2 | - | 2 | |
| | Bodybuilding | - | - | 8 | 6 | - | - | - | - | 14 | 36 | 50 | |
| | Boxing | - | - | 1 | 1 | - | - | - | - | 2 | - | 2 | |
| | Bridge | - | - | 1 | 1 | - | - | - | - | 2 | - | 2 | |
| | Canoe/Kayak | - | - | - | 1 | - | - | - | - | 1 | - | 1 | |
| | Cycling | 4 | - | 21 | 2 | - | - | - | - | 27 | 24 | 51 | |
| | Equestrian | - | - | - | - | - | - | - | - | - | 1 | 1 | |
| | Fencing | - | - | 2 | - | - | - | - | - | 2 | 1 | 3 | |
| | Field Hockey | - | - | 1 | - | - | - | - | - | 1 | - | 1 | |
| | Football | - | - | 6 | - | - | - | - | - | 6 | - | 6 | |
| | Football 5-a-Side | - | - | 1 | - | - | - | - | - | 1 | - | 1 | |
| | Handball | - | - | 1 | - | - | - | - | - | 1 | - | 1 | |
| | Judo | - | - | - | - | - | - | - | - | - | 1 | 1 | |
| | Kickboxing | - | - | - | - | - | - | - | - | - | 1 | 1 | |
| | Mountaineering and Climbing | - | - | - | - | - | - | - | - | - | 1 | 1 | |
| | Para-Powerlifting | 1 | - | - | - | - | - | - | - | 1 | - | 1 | |
| | Powerboating | - | - | 1 | - | - | - | - | - | 1 | - | 1 | |
| | Powerlifting | - | - | 1 | 1 | - | - | - | - | 2 | - | 2 | |
| | Roller Sports | - | - | 2 | - | - | - | - | - | 2 | - | 2 | |
| | Rowing | - | - | 1 | - | - | - | - | - | 1 | - | 1 | |
| | Rugby Union | - | - | 3 | - | - | - | - | - | 3 | - | 3 | |
| | Skiing | - | - | - | 1 | - | - | - | - | 1 | 1 | 2 | |
| | Tennis | - | 1 | 1 | - | - | - | - | - | 2 | 1 | 3 | |
| | Triathlon | - | - | - | 1 | - | - | - | - | 1 | 3 | 4 | |
| | Tug of War | - | - | 1 | - | - | - | - | - | 1 | - | 1 | |
| | Volleyball | - | - | 1 | 1 | - | - | - | - | 2 | - | 2 | |
| | Weightlifting | - | - | - | - | - | - | - | - | - | 1 | 1 | |
| | Wushu | - | - | 2 | - | - | - | - | - | 2 | - | 2 | |
| 29 | JAMAICA | 1 | - | 1 | - | - | - | - | - | 2 | 3 | 5 | |
| | Athletics | - | - | - | - | - | - | - | - | - | 2 | 2 | |
| | Bodybuilding | 1 | - | 1 | - | - | - | - | - | 2 | - | 2 | |
| | Cricket | - | - | - | - | - | - | - | - | - | 1 | 1 | |
| 27 | JAPAN | - | - | 2 | 3 | - | - | - | - | 5 | 2 | 7 | |
| | Aquatics | - | - | 1 | - | - | - | - | - | 1 | - | 1 | |
| | Athletics | - | - | - | 1 | - | - | - | - | 1 | - | 1 | |
| | Bodybuilding | - | - | - | - | - | - | - | - | - | 1 | 1 | |
| | Canoe/Kayak | - | - | - | - | - | - | - | - | - | 1 | 1 | |
| | Fencing | - | - | - | 1 | - | - | - | - | 1 | - | 1 | |
| | Sumo | - | - | - | 1 | - | - | - | - | 1 | - | 1 | |
| | Wrestling | - | - | 1 | - | - | - | - | - | 1 | - | 1 | |

* As indicated in the decisions received by WADA.

** Based on each AAF which may not be the same as the number of decisions rendered. A decision may refer to multiple AAFs from the same athlete.

Table 10 - Total ADRVs from Athletes by Nationality* and Sport (continued)

| Ranking by Total ADRVs | Athlete Nationality - Sport | Urine | | | | Blood | | | Total | Total | Total ADRVs |
|------------------------------|-----------------------------|--------------------|----------|----------------|-----------|--------------------|---|----------------|------------|----------------|----------------|
| | | Out-of-Competition | | In-Competition | | Out-of-Competition | | In-Competition | Analytical | Non-Analytical | |
| | | M | F | M | F | M | F | M | ADRVs** | ADRVs | |
| 28 | JORDAN | 3 | - | 3 | - | - | - | - | 6 | - | 6 |
| | Bodybuilding | 2 | - | 2 | - | - | - | - | 4 | - | 4 |
| | Kickboxing | 1 | - | - | - | - | - | - | 1 | - | 1 |
| | Taekwondo | - | - | 1 | - | - | - | - | 1 | - | 1 |
| 12 | KAZAKHSTAN | 7 | 1 | 13 | 13 | - | - | - | 34 | - | 34 |
| | Aquatics | - | 1 | - | - | - | - | - | 1 | - | 1 |
| | Arm Wrestling | - | - | - | 2 | - | - | - | 2 | - | 2 |
| | Athletics | 1 | - | 1 | 1 | - | - | - | 3 | - | 3 |
| | Biathlon | - | - | - | 1 | - | - | - | 1 | - | 1 |
| | Canoe/Kayak | 2 | - | - | - | - | - | - | 2 | - | 2 |
| | Cycling | - | - | 1 | 1 | - | - | - | 2 | - | 2 |
| | Football | - | - | - | 1 | - | - | - | 1 | - | 1 |
| | Gymnastics | - | - | - | 5 | - | - | - | 5 | - | 5 |
| | Powerlifting | - | - | 2 | - | - | - | - | 2 | - | 2 |
| | Skiing | 1 | - | 1 | - | - | - | - | 2 | - | 2 |
| | Taekwondo | - | - | - | 1 | - | - | - | 1 | - | 1 |
| | Tennis | - | - | - | 1 | - | - | - | 1 | - | 1 |
| | Weightlifting | 1 | - | 6 | - | - | - | - | 7 | - | 7 |
| | Wrestling | 2 | - | 2 | - | - | - | - | 4 | - | 4 |
| 15 | KENYA | - | 1 | 21 | 4 | - | - | - | 26 | 3 | 29 |
| | Aquatics | - | - | - | 1 | - | - | - | 1 | - | 1 |
| | Athletics | - | 1 | 20 | 3 | - | - | - | 24 | 2 | 26 |
| | Bodybuilding | - | - | - | - | - | - | - | - | 1 | 1 |
| | Boxing | - | - | 1 | - | - | - | - | 1 | - | 1 |
| 13 | KOREA - REPUBLIC OF | 7 | 2 | 22 | 2 | - | - | - | 33 | - | 33 |
| | Archery | - | - | - | 1 | - | - | - | 1 | - | 1 |
| | Bodybuilding | 7 | 1 | 20 | - | - | - | - | 28 | - | 28 |
| | Football | - | 1 | - | - | - | - | - | 1 | - | 1 |
| | Taekwondo | - | - | - | 1 | - | - | - | 1 | - | 1 |
| | Traditional Archery | - | - | 1 | - | - | - | - | 1 | - | 1 |
| | Wrestling | - | - | 1 | - | - | - | - | 1 | - | 1 |
| 32 | KYRGYZSTAN | - | - | 2 | - | - | - | - | 2 | - | 2 |
| | Cycling | - | - | 1 | - | - | - | - | 1 | - | 1 |
| | Wrestling | - | - | 1 | - | - | - | - | 1 | - | 1 |
| 32 | LATVIA | 1 | - | 1 | - | - | - | - | 2 | - | 2 |
| | Powerlifting | 1 | - | 1 | - | - | - | - | 2 | - | 2 |
| 32 | LIBYA, STATE OF | - | - | 2 | - | - | - | - | 2 | - | 2 |
| | Powerlifting | - | - | 2 | - | - | - | - | 2 | - | 2 |
| 28 | LITHUANIA | - | 1 | 4 | - | - | - | - | 5 | 1 | 6 |
| | Athletics | - | - | - | - | - | - | - | - | 1 | 1 |
| | Basketball | - | 1 | 2 | - | - | - | - | 3 | - | 3 |
| | Powerlifting | - | - | 1 | - | - | - | - | 1 | - | 1 |
| | Weightlifting | - | - | 1 | - | - | - | - | 1 | - | 1 |
| 25 | MALAYSIA | - | - | 2 | 2 | - | - | - | 4 | 6 | 10 |
| | Aquatics | - | - | - | 2 | - | - | - | 2 | - | 2 |
| | Field Hockey | - | - | 1 | - | - | - | - | 1 | - | 1 |
| | Sepaktakraw | - | - | - | - | - | - | - | - | 6 | 6 |
| | Weightlifting | - | - | 1 | - | - | - | - | 1 | - | 1 |

* As indicated in the decisions received by WADA.

** Based on each AAF which may not be the same as the number of decisions rendered. A decision may refer to multiple AAFs from the same athlete.

Table 10 - Total ADRVs from Athletes by Nationality* and Sport (continued)

| Ranking by Total ADRVs | Athlete Nationality - Sport | Urine | | | | Blood | | | Total | Total | Total ADRVs |
|------------------------------|------------------------------|--------------------|----------|----------------|----------|--------------------|----------------|------------|----------------|----------|----------------|
| | | Out-of-Competition | | In-Competition | | Out-of-Competition | In-Competition | Analytical | Non-Analytical | | |
| | | M | F | M | F | M | F | M | ADRVs** | ADRVs | |
| 30 | MALTA | 2 | - | 1 | - | - | - | - | 3 | 1 | 4 |
| | Boxing | - | - | - | - | - | - | - | - | 1 | 1 |
| | Football | 1 | - | 1 | - | - | - | - | 2 | - | 2 |
| | Triathlon | 1 | - | - | - | - | - | - | 1 | - | 1 |
| 24 | MEXICO | 2 | 1 | 3 | 5 | | | | 11 | - | 11 |
| | Football | - | - | 1 | - | - | - | - | 1 | - | 1 |
| | Triathlon | 1 | - | 1 | 1 | - | - | - | 3 | - | 3 |
| | Waterskiing | - | - | - | 3 | - | - | - | 3 | - | 3 |
| | Weightlifting | 1 | 1 | 1 | 1 | - | - | - | 4 | - | 4 |
| 30 | MOLDOVA - REPUBLIC OF | - | - | 4 | - | - | - | - | 4 | - | 4 |
| | Powerlifting | - | - | 2 | - | - | - | - | 2 | - | 2 |
| | Weightlifting | - | - | 2 | - | - | - | - | 2 | - | 2 |
| 33 | Monaco | - | - | - | - | - | - | - | - | 1 | 1 |
| | Skiing | - | - | - | - | - | - | - | - | 1 | 1 |
| 33 | MONGOLIA | - | 1 | - | - | - | - | - | 1 | - | 1 |
| | Weightlifting | - | 1 | - | - | - | - | - | 1 | - | 1 |
| 22 | MOROCCO | 3 | - | 4 | - | - | - | - | 7 | 6 | 13 |
| | Athletics | 1 | - | 3 | - | - | - | - | 4 | 6 | 10 |
| | Boxing | 1 | - | - | - | - | - | - | 1 | - | 1 |
| | Judo | - | - | 1 | - | - | - | - | 1 | - | 1 |
| | Weightlifting | 1 | - | - | - | - | - | - | 1 | - | 1 |
| 17 | NETHERLANDS | - | - | 14 | 2 | - | - | - | 16 | 4 | 20 |
| | Baseball | - | - | 4 | - | - | - | - | 4 | 1 | 5 |
| | Boxing | - | - | 1 | - | - | - | - | 1 | - | 1 |
| | Cricket | - | - | 1 | - | - | - | - | 1 | - | 1 |
| | Cycling | - | - | - | - | - | - | - | - | 1 | 1 |
| | Darts | - | - | - | 1 | - | - | - | 1 | 1 | 2 |
| | Football | - | - | 1 | - | - | - | - | 1 | - | 1 |
| | Kickboxing | - | - | 1 | - | - | - | - | 1 | - | 1 |
| | Motorcycle Racing | - | - | 2 | - | - | - | - | 2 | - | 2 |
| | Muaythai | - | - | - | 1 | - | - | - | 1 | - | 1 |
| | Powerlifting | - | - | 2 | - | - | - | - | 2 | - | 2 |
| | Rugby Union | - | - | 1 | - | - | - | - | 1 | - | 1 |
| | Tennis | - | - | - | - | - | - | - | - | 1 | 1 |
| | Weightlifting | - | - | 1 | - | - | - | - | 1 | - | 1 |
| 24 | NEW ZEALAND | - | - | 2 | - | - | - | - | 2 | 9 | 11 |
| | Basketball | - | - | 1 | - | - | - | - | 1 | - | 1 |
| | Cricket | - | - | - | - | - | - | - | - | 2 | 2 |
| | Cycling | - | - | 1 | - | - | - | - | 1 | 1 | 2 |
| | Ice Hockey | - | - | - | - | - | - | - | - | 2 | 2 |
| | Rugby Union | - | - | - | - | - | - | - | - | 4 | 4 |
| 28 | NIGERIA | - | - | 1 | 5 | - | - | - | 6 | - | 6 |
| | Athletics | - | - | - | 1 | - | - | - | 1 | - | 1 |
| | Weightlifting | - | - | 1 | 3 | - | - | - | 4 | - | 4 |
| | Wrestling | - | - | - | 1 | - | - | - | 1 | - | 1 |

* As indicated in the decisions received by WADA.

** Based on each AAF which may not be the same as the number of decisions rendered. A decision may refer to multiple AAFs from the same athlete.

Table 10 - Total ADRVs from Athletes by Nationality* and Sport (continued)

| Ranking by Total ADRVs | Athlete Nationality - Sport | Urine | | | | Blood | | | Total | Total | Total ADRVs |
|------------------------------|-----------------------------|--------------------|---|----------------|----------|--------------------|----------------|------------|----------------|----------|----------------|
| | | Out-of-Competition | | In-Competition | | Out-of-Competition | In-Competition | Analytical | Non-Analytical | | |
| | | M | F | M | F | M | F | M | ADRVs** | ADRVs | |
| 22 | NORWAY | 3 | - | 5 | 1 | - | - | - | 9 | 4 | 13 |
| | Athletics | - | - | - | - | - | - | - | - | 2 | 2 |
| | Basketball | - | - | 1 | - | - | - | - | 1 | - | 1 |
| | Bodybuilding | - | - | 1 | 1 | - | - | - | 2 | - | 2 |
| | Cycling | - | - | 1 | - | - | - | - | 1 | - | 1 |
| | Football | - | - | 1 | - | - | - | - | 1 | 1 | 2 |
| | Kickboxing | 1 | - | - | - | - | - | - | 1 | - | 1 |
| | Powerlifting | 2 | - | - | - | - | - | - | 2 | 1 | 3 |
| | Rugby League | - | - | 1 | - | - | - | - | 1 | - | 1 |
| 33 | OMAN | - | - | 1 | - | - | - | - | 1 | - | 1 |
| | Field Hockey | - | - | 1 | - | - | - | - | 1 | - | 1 |
| 33 | PAKISTAN | - | - | 1 | - | - | - | - | 1 | - | 1 |
| | Shooting | - | - | 1 | - | - | - | - | 1 | - | 1 |
| 33 | PANAMA | - | - | 1 | - | - | - | - | 1 | - | 1 |
| | Wrestling | - | - | 1 | - | - | - | - | 1 | - | 1 |
| 32 | PARAGUAY | - | - | 2 | - | - | - | - | 2 | - | 2 |
| | Cycling | - | - | 1 | - | - | - | - | 1 | - | 1 |
| | Football | - | - | 1 | - | - | - | - | 1 | - | 1 |
| 22 | PERU | 1 | - | 8 | 3 | - | - | - | 12 | 1 | 13 |
| | Bodybuilding | - | - | 6 | 3 | - | - | - | 9 | 1 | 10 |
| | Football | - | - | 1 | - | - | - | - | 1 | - | 1 |
| | Weightlifting | - | - | 1 | - | - | - | - | 1 | - | 1 |
| | Wrestling | 1 | - | - | - | - | - | - | 1 | - | 1 |
| 33 | PHILIPPINES | - | - | 1 | - | - | - | - | 1 | - | 1 |
| | Mixed Martial Arts | - | - | 1 | - | - | - | - | 1 | - | 1 |
| 28 | POLAND | - | - | 5 | - | - | - | - | 5 | 1 | 6 |
| | Bodybuilding | - | - | - | - | - | - | - | - | 1 | 1 |
| | Football | - | - | 1 | - | - | - | - | 1 | - | 1 |
| | Handball | - | - | 1 | - | - | - | - | 1 | - | 1 |
| | Mixed Martial Arts | - | - | 1 | - | - | - | - | 1 | - | 1 |
| | Motorcycle Racing | - | - | 1 | - | - | - | - | 1 | - | 1 |
| | Underwater Sports | - | - | 1 | - | - | - | - | 1 | - | 1 |
| 16 | PORTUGAL | 1 | - | 16 | 2 | - | - | - | 19 | 7 | 26 |
| | Athletics | - | - | 2 | - | - | - | - | 2 | - | 2 |
| | Automobile Sports | - | - | 1 | - | - | - | - | 1 | - | 1 |
| | Canoe/Kayak | - | - | 1 | - | - | - | - | 1 | - | 1 |
| | Chess | - | - | - | 1 | - | - | - | 1 | - | 1 |
| | Cycling | - | - | 4 | - | - | - | - | 4 | 3 | 7 |
| | Football | 1 | - | 1 | 1 | - | - | - | 3 | - | 3 |
| | Golf | - | - | 1 | - | - | - | - | 1 | - | 1 |
| | Gymnastics | - | - | - | - | - | - | - | - | 1 | 1 |
| | Kickboxing | - | - | 3 | - | - | - | - | 3 | 2 | 5 |
| | Sailing | - | - | 1 | - | - | - | - | 1 | 1 | 2 |
| | Shooting | - | - | 1 | - | - | - | - | 1 | - | 1 |
| | Sport Fishing | - | - | 1 | - | - | - | - | 1 | - | 1 |
| 33 | PUERTO RICO | - | - | 1 | - | - | - | - | 1 | - | 1 |
| | Powerlifting | - | - | 1 | - | - | - | - | 1 | - | 1 |
| 30 | QATAR | - | - | 4 | - | - | - | - | 4 | - | 4 |
| | Football | - | - | 2 | - | - | - | - | 2 | - | 2 |
| | Handball | - | - | 2 | - | - | - | - | 2 | - | 2 |
| 33 | RÉUNION | - | - | 1 | - | - | - | - | 1 | - | 1 |
| | Athletics | - | - | 1 | - | - | - | - | 1 | - | 1 |

* As indicated in the decisions received by WADA.

** Based on each AAF which may not be the same as the number of decisions rendered. A decision may refer to multiple AAFs from the same athlete.

Table 10 - Total ADRVs from Athletes by Nationality* and Sport (continued)

| Ranking by Total ADRVs | Athlete Nationality - Sport | Urine | | | | Blood | | | Total Analytical ADRVs** | Total Non-Analytical ADRVs | Total ADRVs |
|------------------------------|-----------------------------|--------------------|----------|----------------|-----------|--------------------|---|----------------|--------------------------------|----------------------------------|----------------|
| | | Out-of-Competition | | In-Competition | | Out-of-Competition | | In-Competition | M | F | M |
| | | M | F | M | F | M | F | | | | |
| 15 | ROMANIA | 7 | 1 | 15 | 3 | - | - | - | 26 | 3 | 29 |
| | Aquatics | - | - | 1 | - | - | - | - | 1 | 1 | 2 |
| | Athletics | - | - | 1 | 1 | - | - | - | 2 | 1 | 3 |
| | Bodybuilding | - | 1 | 4 | 1 | - | - | - | 6 | 1 | 7 |
| | Boxing | 4 | - | 2 | - | - | - | - | 6 | - | 6 |
| | Canoe/Kayak | 1 | - | 1 | - | - | - | - | 2 | - | 2 |
| | Ice Hockey | - | - | 1 | - | - | - | - | 1 | - | 1 |
| | Judo | 1 | - | - | - | - | - | - | 1 | - | 1 |
| | Rugby Union | 1 | - | 2 | - | - | - | - | 3 | - | 3 |
| | Tennis | - | - | 1 | - | - | - | - | 1 | - | 1 |
| | Weightlifting | - | - | 1 | 1 | - | - | - | 2 | - | 2 |
| | Wrestling | - | - | 1 | - | - | - | - | 1 | - | 1 |
| 5 | RUSSIAN FEDERATION | 6 | 7 | 25 | 17 | - | - | - | 55 | 27 | 82 |
| | Arm Wrestling | - | - | 1 | 1 | - | - | - | 2 | - | 2 |
| | Athletics | 3 | - | - | 3 | - | - | - | 6 | 15 | 21 |
| | Bobsleigh | - | - | - | - | - | - | - | - | 2 | 2 |
| | Boxing | - | 2 | 1 | - | - | - | - | 3 | 2 | 5 |
| | Canoe/Kayak | 1 | - | - | - | - | - | - | 1 | - | 1 |
| | Cycling | 1 | - | 5 | 1 | - | - | - | 7 | - | 7 |
| | DanceSport | - | - | 1 | 1 | - | - | - | 2 | - | 2 |
| | Field Hockey | 1 | - | - | - | - | - | - | 1 | - | 1 |
| | Handball | - | - | - | 3 | - | - | - | 3 | - | 3 |
| | Ice Hockey | - | - | 5 | - | - | - | - | 5 | - | 5 |
| | Judo | - | - | - | - | - | - | - | - | 1 | 1 |
| | Kickboxing | - | 1 | - | - | - | - | - | 1 | 1 | 2 |
| | Modern Pentathlon | - | - | 1 | - | - | - | - | 1 | 1 | 2 |
| | Mountaineering and Climbing | - | - | 1 | - | - | - | - | 1 | - | 1 |
| | Orienteering | - | - | - | 1 | - | - | - | 1 | - | 1 |
| | Para-Powerlifting | - | - | 3 | 1 | - | - | - | 4 | - | 4 |
| | Para-Swimming | - | 1 | - | - | - | - | - | 1 | - | 1 |
| | Powerboating | - | - | 1 | - | - | - | - | 1 | - | 1 |
| | Powerlifting | - | - | 2 | 2 | - | - | - | 4 | - | 4 |
| | Rowing | - | 2 | - | - | - | - | - | 2 | 1 | 3 |
| | Sambo | - | - | 1 | - | - | - | - | 1 | - | 1 |
| | Skiing | - | - | - | 1 | - | - | - | 1 | 1 | 2 |
| | Tennis | - | - | - | 1 | - | - | - | 1 | - | 1 |
| | Weightlifting | - | 1 | 1 | 2 | - | - | - | 4 | 2 | 6 |
| | Wrestling | - | - | 2 | - | - | - | - | 2 | 1 | 3 |
| 33 | SAMOA | - | - | 1 | - | - | - | - | 1 | - | 1 |
| | Rugby Union | - | - | 1 | - | - | - | - | 1 | - | 1 |
| 29 | SAUDI ARABIA | 1 | - | 3 | - | - | - | - | 4 | 1 | 5 |
| | Athletics | - | - | - | - | - | - | - | - | 1 | 1 |
| | Basketball | 1 | - | - | - | - | - | - | 1 | - | 1 |
| | Football | - | - | 1 | - | - | - | - | 1 | - | 1 |
| | Wrestling | - | - | 2 | - | - | - | - | 2 | - | 2 |
| 33 | SENEGAL | - | - | 1 | - | - | - | - | 1 | - | 1 |
| | Basketball | - | - | 1 | - | - | - | - | 1 | - | 1 |

* As indicated in the decisions received by WADA.

** Based on each AAF which may not be the same as the number of decisions rendered. A decision may refer to multiple AAFs from the same athlete.

Table 10 - Total ADRVs from Athletes by Nationality* and Sport (continued)

| Ranking by Total ADRVs | Athlete Nationality - Sport | Urine | | | | Blood | | | Total | Total | Total ADRVs |
|------------------------------|-----------------------------|--------------------|----------|----------------|----------|--------------------|---|----------------|------------|----------------|----------------|
| | | Out-of-Competition | | In-Competition | | Out-of-Competition | | In-Competition | Analytical | Non-Analytical | |
| | | M | F | M | F | M | F | M | ADRVs** | ADRVs | |
| 23 | SERBIA | - | - | 11 | 1 | - | - | - | 12 | - | 12 |
| | American Football | - | - | 2 | - | - | - | - | 2 | - | 2 |
| | Aquatics | - | - | 1 | - | - | - | - | 1 | - | 1 |
| | Bodybuilding | - | - | 2 | - | - | - | - | 2 | - | 2 |
| | Boxing | - | - | 1 | - | - | - | - | 1 | - | 1 |
| | Ice Hockey | - | - | 1 | - | - | - | - | 1 | - | 1 |
| | Judo | - | - | 2 | - | - | - | - | 2 | - | 2 |
| | Rugby League | - | - | 1 | - | - | - | - | 1 | - | 1 |
| | Sambo | - | - | 1 | - | - | - | - | 1 | - | 1 |
| | Taekwondo | - | - | | 1 | - | - | - | 1 | - | 1 |
| 33 | SINGAPORE | - | - | - | - | - | - | - | - | 1 | 1 |
| | Canoe/Kayak | - | - | - | - | - | - | - | - | 1 | 1 |
| 21 | SLOVAKIA | - | - | 8 | 2 | - | - | - | 10 | 4 | 14 |
| | Arm Wrestling | - | - | 1 | - | - | - | - | 1 | - | 1 |
| | Athletics | - | - | - | - | - | - | - | - | 1 | 1 |
| | Bodybuilding | - | - | 5 | 2 | - | - | - | 7 | 3 | 10 |
| | Ice Hockey | - | - | 1 | - | - | - | - | 1 | - | 1 |
| | Strongman | - | - | 1 | - | - | - | - | 1 | - | 1 |
| 10 | SOUTH AFRICA | 7 | 2 | 28 | 5 | - | - | - | 42 | 1 | 43 |
| | Athletics | 1 | 1 | 2 | 3 | - | - | - | 7 | - | 7 |
| | Bodybuilding | - | - | 12 | - | - | - | - | 12 | - | 12 |
| | Bowls | - | - | - | 1 | - | - | - | 1 | - | 1 |
| | Boxing | - | - | 2 | - | - | - | - | 2 | - | 2 |
| | Cycling | - | 1 | - | - | - | - | - | 1 | 1 | 2 |
| | Field Hockey | - | - | - | 1 | - | - | - | 1 | - | 1 |
| | Football | - | - | 1 | - | - | - | - | 1 | - | 1 |
| | Mixed Martial Arts | - | - | 1 | - | - | - | - | 1 | - | 1 |
| | Powerlifting | 2 | - | 3 | - | - | - | - | 5 | - | 5 |
| | Rugby Union | 3 | - | 6 | - | - | - | - | 9 | - | 9 |
| | Triathlon | 1 | - | - | - | - | - | - | 1 | - | 1 |
| | Weightlifting | - | - | 1 | - | - | - | - | 1 | - | 1 |
| 9 | SPAIN | 4 | - | 38 | 4 | 2 | - | - | 48 | 4 | 52 |
| | American Football | - | - | 1 | - | - | - | - | 1 | - | 1 |
| | Arm Wrestling | - | - | 1 | - | - | - | - | 1 | - | 1 |
| | Athletics | - | - | 3 | 1 | - | - | - | 4 | 1 | 5 |
| | Baseball | - | - | 1 | - | - | - | - | 1 | - | 1 |
| | Bodybuilding | - | - | 3 | - | - | - | - | 3 | - | 3 |
| | Cycling | 4 | - | 19 | - | 2 | - | - | 25 | 2 | 27 |
| | Fencing | - | - | 1 | - | - | - | - | 1 | - | 1 |
| | Football | - | - | 1 | - | - | - | - | 1 | 1 | 2 |
| | Football 5-a-Side | - | - | 1 | - | - | - | - | 1 | - | 1 |
| | Karate | - | - | - | 1 | - | - | - | 1 | - | 1 |
| | Kickboxing | - | - | 1 | - | - | - | - | 1 | - | 1 |
| | Muaythai | - | - | 2 | - | - | - | - | 2 | - | 2 |
| | Para-Athletics | - | - | 1 | - | - | - | - | 1 | - | 1 |
| | Rowing | - | - | 1 | - | - | - | - | 1 | - | 1 |
| | Squash | - | - | 1 | - | - | - | - | 1 | - | 1 |
| | Triathlon | - | - | - | 1 | - | - | - | 1 | - | 1 |
| | Weightlifting | - | - | - | 1 | - | - | - | 1 | - | 1 |
| | Wrestling | - | - | 1 | - | - | - | - | 1 | - | 1 |

* As indicated in the decisions received by WADA.

** Based on each AAF which may not be the same as the number of decisions rendered. A decision may refer to multiple AAFs from the same athlete.

Table 10 - Total ADRVs from Athletes by Nationality* and Sport (continued)

| Ranking by Total ADRVs | Athlete Nationality - Sport | Urine | | | | Blood | | | Total | Total | Total ADRVs |
|------------------------------|-----------------------------|--------------------|----------|----------------|----------|--------------------|----------------|---|------------|----------------|----------------|
| | | Out-of-Competition | | In-Competition | | Out-of-Competition | In-Competition | | Analytical | Non-Analytical | |
| | | M | F | M | F | M | F | M | ADRVs** | ADRVs | |
| 32 | SUDAN | 1 | - | - | - | - | - | - | 1 | 1 | 2 |
| | Athletics | 1 | - | - | - | - | - | - | 1 | - | 1 |
| | Tennis | - | - | - | - | - | - | - | - | 1 | 1 |
| 32 | SWEDEN | - | - | 2 | - | - | - | - | 2 | - | 2 |
| | Bodybuilding | - | - | 1 | - | - | - | - | 1 | - | 1 |
| | Shooting Para Sport | - | - | 1 | - | - | - | - | 1 | - | 1 |
| 24 | SWITZERLAND | 1 | - | 1 | - | - | - | - | 2 | 9 | 11 |
| | Athletics | - | - | - | - | - | - | - | - | 1 | 1 |
| | Boxing | - | - | - | - | - | - | - | - | 1 | 1 |
| | Cycling | - | - | - | - | - | - | - | - | 1 | 1 |
| | Football | - | - | - | - | - | - | - | - | 4 | 4 |
| | Ice Hockey | - | - | - | - | - | - | - | - | 1 | 1 |
| | Ju-Jitsu | 1 | - | - | - | - | - | - | 1 | - | 1 |
| | Roller Sports | - | - | 1 | - | - | - | - | 1 | - | 1 |
| | Shooting | - | - | - | - | - | - | - | - | 1 | 1 |
| 33 | TAJKISTAN | - | - | 1 | - | - | - | - | 1 | - | 1 |
| | Judo | - | - | 1 | - | - | - | - | 1 | - | 1 |
| 19 | THAILAND | 3 | 1 | 5 | 7 | - | - | - | 16 | - | 16 |
| | Aquatics | - | - | - | 1 | - | - | - | 1 | - | 1 |
| | Bodybuilding | 2 | - | 4 | 2 | - | - | - | 8 | - | 8 |
| | Boxing | - | - | - | 2 | - | - | - | 2 | - | 2 |
| | Muaythai | - | - | - | 1 | - | - | - | 1 | - | 1 |
| | Pencak Silat | 1 | - | - | - | - | - | - | 1 | - | 1 |
| | Taekwondo | - | - | - | 1 | - | - | - | 1 | - | 1 |
| | Weightlifting | - | 1 | 1 | - | - | - | - | 2 | - | 2 |
| 33 | TRINIDAD AND TOBAGO | - | - | 1 | - | - | - | - | 1 | - | 1 |
| | Bodybuilding | - | - | 1 | - | - | - | - | 1 | - | 1 |
| 30 | TUNISIA | - | - | 3 | - | - | - | - | 3 | 1 | 4 |
| | Bodybuilding | - | - | 2 | - | - | - | - | 2 | - | 2 |
| | Judo | - | - | - | - | - | - | - | - | 1 | 1 |
| | Taekwondo | - | - | 1 | - | - | - | - | 1 | - | 1 |
| 16 | TURKEY | 2 | - | 11 | 2 | - | - | - | 34 | 11 | 45 |
| | Athletics | - | - | - | - | - | - | - | 1 | 7 | 8 |
| | Bodybuilding | - | - | 7 | - | - | - | - | 20 | 2 | 22 |
| | CISS Football | - | - | - | - | - | - | - | 1 | - | 1 |
| | Cycling | - | - | - | - | - | - | - | 1 | - | 1 |
| | Football | - | - | 1 | - | - | - | - | 1 | - | 1 |
| | Kickboxing | - | - | 1 | - | - | - | - | 1 | - | 1 |
| | Powerlifting | - | - | - | - | - | - | - | 1 | - | 1 |
| | Tennis | - | - | - | 1 | - | - | - | 1 | - | 1 |
| | Weightlifting | 1 | - | 1 | - | - | - | - | 3 | 2 | 5 |
| | Wrestling | 1 | - | 1 | 1 | - | - | - | 3 | - | 3 |
| | Wushu | - | - | - | - | - | - | - | 1 | - | 1 |
| 28 | TURKMENISTAN | - | - | 3 | 3 | - | - | - | 6 | - | 6 |
| | Kickboxing | - | - | 1 | - | - | - | - | 1 | - | 1 |
| | Wrestling | - | - | 2 | 3 | - | - | - | 5 | - | 5 |

* As indicated in the decisions received by WADA.

** Based on each AAF which may not be the same as the number of decisions rendered. A decision may refer to multiple AAFs from the same athlete.

Table 10 - Total ADRVs from Athletes by Nationality* and Sport (continued)

| Ranking by Total ADRVs | Athlete Nationality - Sport | Urine | | | | Blood | | | Total | Total | Total ADRVs |
|------------------------------|-----------------------------|--------------------|-----------|----------------|-----------|--------------------|----------------|------------|----------------|-----------|----------------|
| | | Out-of-Competition | | In-Competition | | Out-of-Competition | In-Competition | Analytical | Non-Analytical | | |
| | | M | F | M | F | M | F | M | ADRVs** | ADRVs | |
| 16 | UKRAINE | 4 | 1 | 13 | 5 | - | - | - | 23 | 3 | 26 |
| | Aquatics | - | - | - | 1 | - | - | - | 1 | - | 1 |
| | Athletics | 1 | 1 | 1 | - | - | - | - | 3 | 3 | 6 |
| | Bodybuilding | - | - | 3 | - | - | - | - | 3 | - | 3 |
| | Canoe/Kayak | - | - | 1 | - | - | - | - | 1 | - | 1 |
| | Football | 1 | - | - | - | - | - | - | 1 | - | 1 |
| | Gymnastics | 1 | - | - | - | - | - | - | 1 | - | 1 |
| | Multifunctional Training | - | - | - | 1 | - | - | - | 1 | - | 1 |
| | Para-Powerlifting | - | - | 1 | - | - | - | - | 1 | - | 1 |
| | Powerlifting | 1 | - | 2 | - | - | - | - | 3 | - | 3 |
| | Tennis | - | - | 1 | - | - | - | - | 1 | - | 1 |
| | Triathlon | - | - | 1 | - | - | - | - | 1 | - | 1 |
| | Weightlifting | - | - | 3 | 3 | - | - | - | 6 | - | 6 |
| 32 | UNITED ARAB EMIRATES | - | - | - | - | - | - | - | - | 2 | 2 |
| | Athletics | - | - | - | - | - | - | - | - | 2 | 2 |
| 11 | UNITED KINGDOM | 7 | 1 | 24 | | | | | 32 | 9 | 41 |
| | Athletics | 1 | 1 | - | - | - | - | - | 2 | 3 | 5 |
| | Boxing | - | - | 2 | - | - | - | - | 2 | 1 | 3 |
| | Cycling | - | - | 1 | - | - | - | - | 1 | - | 1 |
| | Darts | - | - | 2 | - | - | - | - | 2 | - | 2 |
| | Football | - | - | 4 | - | - | - | - | 4 | - | 4 |
| | Mixed Martial Arts | 1 | - | - | - | - | - | - | 1 | - | 1 |
| | Powerlifting | - | - | 2 | - | - | - | - | 2 | - | 2 |
| | Rugby League | 2 | - | 3 | - | - | - | - | 5 | 1 | 6 |
| | Rugby Union | 2 | - | 8 | - | - | - | - | 10 | 3 | 13 |
| | Tennis | - | - | 1 | - | - | - | - | 1 | - | 1 |
| | Weightlifting | 1 | - | 1 | - | - | - | - | 2 | - | 2 |
| | Wheelchair Tennis | - | - | - | - | - | - | - | - | 1 | 1 |
| 3 | UNITED STATES | 19 | 12 | 30 | 13 | - | - | - | 74 | 29 | 103 |
| | Aquatics | - | - | 2 | - | - | - | - | 2 | - | 2 |
| | Archery | 1 | 1 | - | - | - | - | - | 2 | - | 2 |
| | Athletics | 1 | 1 | 2 | 2 | - | - | - | 6 | 13 | 19 |
| | Baseball | - | - | - | - | - | - | - | - | 1 | 1 |
| | Basketball | - | - | 2 | 2 | - | - | - | 4 | 1 | 5 |
| | Bobsleigh | - | - | 5 | - | - | - | - | 5 | - | 5 |
| | Boccia | 1 | - | - | - | - | - | - | 1 | - | 1 |
| | Cycling | 2 | 2 | 8 | - | - | - | - | 12 | 2 | 14 |
| | Luge | - | - | 1 | - | - | - | - | 1 | - | 1 |
| | Mixed Martial Arts | 7 | 2 | - | 1 | - | - | - | 10 | 1 | 11 |
| | Modern Pentathlon | - | - | 1 | - | - | - | - | 1 | - | 1 |
| | Para-Athletics | - | - | - | - | - | - | - | - | 1 | 1 |
| | Powerlifting | - | - | 2 | - | - | - | - | 2 | - | 2 |
| | Racquetball | - | 1 | - | - | - | - | - | 1 | - | 1 |
| | Rugby Union | 1 | - | - | - | - | - | - | 1 | - | 1 |
| | Skating | - | - | - | 1 | - | - | - | 1 | - | 1 |
| | Tennis | - | - | 1 | - | - | - | - | 1 | - | 1 |
| | Triathlon | 4 | 1 | 1 | 1 | - | - | - | 7 | 1 | 8 |
| | Ultimate Fighting | - | - | - | - | - | - | - | - | 2 | 2 |
| | Volleyball | - | - | 1 | - | - | - | - | 1 | - | 1 |
| | Waterskiing | - | - | - | 1 | - | - | - | 1 | - | 1 |
| | Weightlifting | 2 | 4 | 3 | 5 | - | - | - | 14 | 5 | 19 |
| | Wheelchair Basketball | - | - | - | - | - | - | - | - | 1 | 1 |
| | Wrestling | - | - | 1 | - | - | - | - | 1 | 1 | 2 |

* As indicated in the decisions received by WADA.

** Based on each AAF which may not be the same as the number of decisions rendered. A decision may refer to multiple AAFs from the same athlete.

Table 10 - Total ADRVs from Athletes by Nationality* and Sport (continued)

| Ranking by Total ADRVs | Athlete Nationality - Sport | Urine | | | | Blood | | | Total | Total | Total |
|------------------------------|-----------------------------|--------------------|-----------|----------------|------------|--------------------|----------|----------------|--------------|----------------|--------------|
| | | Out-of-Competition | | In-Competition | | Out-of-Competition | | In-Competition | Analytical | Non-Analytical | ADRVs |
| | | M | F | M | F | M | F | M | ADRVs** | ADRVs | ADRVs |
| 24 | URUGUAY | - | - | 10 | 1 | - | - | - | 11 | - | 11 |
| | Aquatics | - | - | - | 1 | - | - | - | 1 | - | 1 |
| | Cycling | - | - | 9 | - | - | - | - | 9 | - | 9 |
| | Football | - | - | 1 | - | - | - | - | 1 | - | 1 |
| 31 | UZBEKISTAN | 1 | - | 2 | - | - | - | - | 3 | - | 3 |
| | Judo | - | - | 1 | - | - | - | - | 1 | - | 1 |
| | Kurash | - | - | 1 | - | - | - | - | 1 | - | 1 |
| | Weightlifting | 1 | - | - | - | - | - | - | 1 | - | 1 |
| 31 | VENEZUELA | - | 1 | 1 | - | - | - | 1 | 3 | - | 3 |
| | Cycling | - | - | 1 | - | - | - | 1 | 2 | - | 2 |
| | Weightlifting | - | 1 | - | - | - | - | - | 1 | - | 1 |
| 33 | VIET NAM | - | - | - | 1 | - | - | - | 1 | - | 1 |
| | Weightlifting | - | - | - | 1 | - | - | - | 1 | - | 1 |
| 32 | WALES | - | - | 2 | - | - | - | - | 2 | - | 2 |
| | Boxing | - | - | 1 | - | - | - | - | 1 | - | 1 |
| | Mixed Martial Arts | - | - | 1 | - | - | - | - | 1 | - | 1 |
| 30 | ZAMBIA | 2 | - | 2 | - | - | - | - | 4 | - | 4 |
| | Athletics | 2 | - | 2 | - | - | - | - | 4 | - | 4 |
| 33 | ZANZIBAR | - | - | 1 | - | - | - | - | 1 | - | 1 |
| | Football | - | - | 1 | - | - | - | - | 1 | - | 1 |
| 33 | ZIMBABWE | - | - | - | 1 | - | - | - | 1 | - | 1 |
| | Bodybuilding | - | - | - | 1 | - | - | - | 1 | - | 1 |
| Grand Total | | 210 | 78 | 886 | 237 | 3 | 4 | 17 | 1,459 | 317 | 1,776 |

* As indicated in the decisions received by WADA.

** Based on each AAF which may not be the same as the number of decisions rendered. A decision may refer to multiple AAFs from the same athlete.