



2017 Anti-Doping Testing Figures

Athlete Biological Passport (ABP) - Blood Analysis

Comments to: statistics@wada-ama.org

Table of Contents

Total Samples Analyzed

Table 1	: Total ABP Samples Analyzed per Year
Table 2	: Total ABP Samples Analyzed per Laboratory
Table 3	: Total ABP Samples Analyzed in ASOIF Sports
Table 4	: Total ABP Samples Analyzed in AIOWF Sports
Table 5	: Total ABP Samples Analyzed in ARISF Sports
Table 6	: Total ABP Samples Analyzed in AIMS Sports
Table 7	: Total ABP Samples Analyzed in IPC Sports
Table 8	: Total ABP Samples Analyzed in Sports for Athletes with an Impairment
Table 9	: Total Samples Analyzed in Other Sports - Code Signatories
Table 10	: Total Samples Analyzed in Other Sports
Table 11	: Total ABP Samples by Testing Authority
Table 12	: Total ABP Samples by Testing Authority Category

Sports Governed by ASOIF IFs

Table 13	: 2017 ABP Testing Figures - ASOIF Sport - Aquatics
Table 14	: 2017 ABP Testing Figures - ASOIF Sport - Archery
Table 15	: 2017 ABP Testing Figures - ASOIF Sport - Athletics
Table 16	: 2017 ABP Testing Figures - ASOIF Sport - Badminton
Table 17	: 2017 ABP Testing Figures - ASOIF Sport - Basketball
Table 18	: 2017 ABP Testing Figures - ASOIF Sport - Boxing
Table 19	: 2017 ABP Testing Figures - ASOIF Sport - Canoe / Kayak
Table 20	: 2017 ABP Testing Figures - ASOIF Sport - Cycling
Table 21	: 2017 ABP Testing Figures - ASOIF Sport - Equestrian
Table 22	: 2017 ABP Testing Figures - ASOIF Sport - Fencing
Table 23	: 2017 ABP Testing Figures - ASOIF Sport - Field Hockey
Table 24	: 2017 ABP Testing Figures - ASOIF Sport - Football
Table 25	: 2017 ABP Testing Figures - ASOIF Sport - Golf
Table 26	: 2017 ABP Testing Figures - ASOIF Sport - Gymnastics
Table 27	: 2017 ABP Testing Figures - ASOIF Sport - Handball
Table 28	: 2017 ABP Testing Figures - ASOIF Sport - Judo
Table 29	: 2017 ABP Testing Figures - ASOIF Sport - Modern Pentathlon
Table 30	: 2017 ABP Testing Figures - ASOIF Sport - Rowing
Table 31	: 2017 ABP Testing Figures - ASOIF Sport - Rugby Union
Table 32	: 2017 ABP Testing Figures - ASOIF Sport - Sailing
Table 33	: 2017 ABP Testing Figures - ASOIF Sport - Shooting
Table 34	: 2017 ABP Testing Figures - ASOIF Sport - Table Tennis
Table 35	: 2017 ABP Testing Figures - ASOIF Sport - Taekwondo
Table 36	: 2017 ABP Testing Figures - ASOIF Sport - Tennis
Table 37	: 2017 ABP Testing Figures - ASOIF Sport - Triathlon
Table 38	: 2017 ABP Testing Figures - ASOIF Sport - Volleyball
Table 39	: 2017 ABP Testing Figures - ASOIF Sport - Weightlifting
Table 40	: 2017 ABP Testing Figures - ASOIF Sport - Wrestling

Table of Contents

Sports Governed by AIOWF IFs

- Table 41 : 2017 ABP Testing Figures - AIOWF Sport - Biathlon
- Table 42 : 2017 ABP Testing Figures - AIOWF Sport - Bobsleigh
- Table 43 : 2017 ABP Testing Figures - AIOWF Sport - Curling
- Table 44 : 2017 ABP Testing Figures - AIOWF Sport - Ice Hockey
- Table 45 : 2017 ABP Testing Figures - AIOWF Sport - Luge
- Table 46 : 2017 ABP Testing Figures - AIOWF Sport - Skating
- Table 47 : 2017 ABP Testing Figures - AIOWF Sport - Skiing

ARISF, AIMS, IPC, Athletes with an Impairment Sports, Other Sport - Code Signatories and Other Sports

- Table 48 : Total 2017 ABP Testing Figures - ARISF Sports
- Table 49 : Total 2017 ABP Testing Figures - AIMS Sports
- Table 50 : Total 2017 ABP Testing Figures - IPC Sports/Disciplines
- Table 51 : Total 2017 ABP Testing Figures - Sports for Athletes with an Impairment
- Table 52 : Total 2017 ABP Testing Figures - Other Sports - Code Signatories
- Table 53 : Total 2017 ABP Testing Figures - Other Sports - non-Code Signatories

Terms and Abbreviations

IC	In-Competition
OOC	Out-of-Competition
Sample	Any biological material collected for the purposes of Doping Control*
AAF	Adverse Analytical Finding
ATF	Atypical Finding
GC/C/IRMS	Gas Chromatograph/Carbon/Isotope Ratio Mass Spectrometry (e.g. "IRMS")
ESA	Erythropoiesis Stimulating Agent**
hGH Isoforms	Human Growth Hormone Isoform Differential Immunoassay
hGH Biomarkers	Human Growth Hormone Biomarkers
GHRF (GHS/GHRP)	Growth Hormone Releasing Factors (Growth Hormone Secretagogues/GH-Releasing Peptides)
GHRF (GHRH)	Growth Hormone Releasing Factors (Growth Hormone Releasing Hormone)
GnRH	Gonadotrophin Releasing Hormones
HBT	Homologous Blood Transfusion
HBOC	Haemoglobin Based Oxygen Carrier
IGF-1	Insulin-like Growth Factor-1 (and its analogues)
ABP	Athlete Biological Passport
IOC	International Olympic Committee
ASOIF	Association of Summer Olympic International Sports Federations
AIOWF	Association of International Olympic Winter Sports Federations
ARISF	Association of IOC Recognized International Sports Federations
AIMS	Alliance of Independent Recognized Members of Sport
NADO	National Anti-Doping Organization
RADO	Regional Anti-Doping Organization
NOC	National Olympic Committee
MEO	Multi-Sports Organizations and Events
IF	International Federation
NF	National Federation
IPC	International Paralympic Committee***
Other Sports	Sports/disciplines connected with organizations which are outside of the categories in Tables 3-9.
Code Signatories	Sports/disciplines connected with organizations which are outside of the categories in Tables 3-8 but are signatories to the Code.
Sports for Athletes with an Impairment	Sports and disciplines under the governance of the respective Olympic IFs or independent IFs which govern sports for athletes with an impairment
ADAMS	Anti-Doping Administration and Management System
TA	Testing Authority
SCA	Sample Collection Authority
IBSA	International Blind Sports Federation
CISS	International Committee of Sports for the Deaf
INAS	International Sports Federation for Persons with Intellectual Disability
CPISRA	Cerebral Palsy International Sports and Recreation Association
-	a "dash" represents "0" in tables compiling the number of Samples, ATFs or AAFs
(R)	"R" represents a sport or discipline which is discontinued in ADAMS based on request of the governing IF, being an event under an existing discipline or no longer necessary for administrative purposes.

* Biological material limited to urine and blood in this report

** Including recombinant erythropoietins (i.e. epoetins) and their analogues (e.g. darbepoetin, pegserpoetin, peginesatide, CERA, EPO-Fc)

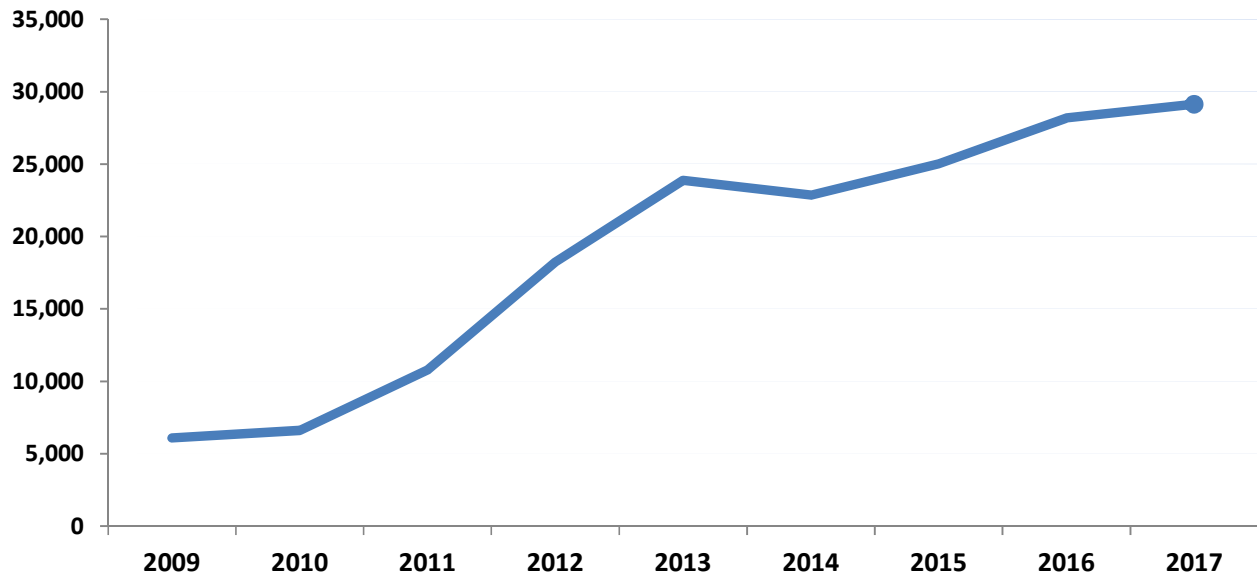
*** Limited to sport/disciplines under the governance of the IPC (others are compiled under the category "Sports for Athletes with an Impairment").

*This report compiles data as recorded in ADAMS on March 14, 2017 (plus supplemental data compiled after Stakeholder consultation)
The Testing Authority, Sport and Discipline data was compiled from the Doping Control Forms in ADAMS (if available)*

Table 1: Total ABP Samples Analyzed per Year

Year	ABP Samples* Analyzed	% Change Year to Year
2009	6,082	-
2010	6,610	+9%
2011	10,795	+63%
2012	18,223	+69%
2013	23,877	+31%
2014	22,849	-4%
2015	25,012	+9%
2016	28,173	+13%
2017	29,128	+3%

Total ABP Samples* Analyzed per Year



* Represents individual blood samples collected in support of the Athlete Biological Passport (ABP) and does not necessarily reflect the number of individual *Athletes* tested

Table 2: Total ABP Samples Analyzed per Laboratory

	Laboratory	IC	OOC	Total
1	Ankara, Turkey	126	141	267
2	Auckland, New Zealand ²	-	135	135
3	Athens, Greece ¹	-	-	-
4	Bangkok, Thailand ¹	-	-	-
5	Barcelona, Spain	157	1512	1,669
6	Beijing, China	104	777	881
7	Bloemfontein, South Africa ²	42	362	404
8	Bogota, Colombia ²	-	88	88
9	Bucharest, Romania	-	12	12
10	Cologne, Germany	98	4313	4,411
11	New Delhi, India	8	37	45
12	Doha, Qatar	29	25	54
13	Dresden, Germany	38	1958	1,996
14	Ghent, Belgium	378	1281	1,659
15	Havana, Cuba ¹	-	-	-
16	Helsinki, Finland	22	518	540
17	Lausanne, Switzerland	957	2086	3,043
18	Lisbon, Portugal	-	-	-
19	London, UK	13	798	811
20	Los Angeles, USA ¹	-	-	-
21	Madrid, Spain	173	458	631
22	Montreal, Canada	71	541	612
23	Moscow, Russia ²	54	1011	1,065
24	Oslo, Norway	147	1295	1,442
25	Paris, France	338	698	1,036
26	Rio de Janeiro, Brazil	3	248	251
27	Rome, Italy	251	458	709
28	Seibersdorf, Austria	373	1317	1,690
29	Seoul, Korea	67	132	199
30	Stockholm, Sweden	4	1119	1,123
31	Sydney, Australia	73	1040	1,113
32	Mexico City, Mexico	-	3	3
33	Tokyo, Japan	-	264	264
34	Salt Lake City, USA	74	2550	2,624
35	Warsaw, Poland	39	312	351
	Totals	3,639	25,489	29,128

¹ Not accredited to conduct blood analyses in support of the haematological module of the Athlete Biological Passport (ABP) in 2017.

² Approved by WADA exclusively to conduct blood analyses in support of the haematological module of the Athlete Biological Passport (ABP) in 2017.

Table 3: Total ABP Samples Analyzed in ASOIF Sports*

Sports	Disciplines	IC	OOB	Subtotal	Total	%
Aquatics	Swimming Middle Distance 200-400m	19	879	898	2384	11%
	Swimming Sprint 100m or less	19	784	803		
	Swimming Long Distance 800m or greater	5	276	281		
	Open Water	3	235	238		
	Water Polo	-	77	77		
	Artistic Swimming	-	25	25		
	Aquatics	-	22	22		
	Swimming	2	19	21		
	Diving	-	19	19		
Athletics	Long Distance 3000m or greater	200	2815	3015	5332	25%
	Middle Distance 800-1500m	57	789	846		
	Sprint 400m or less	34	629	663		
	Combined Events	1	159	160		
	Race Walk	7	135	142		
	Jumps	2	140	142		
	Throws	3	109	112		
	Marathon	-	112	112		
	Athletics	-	57	57		
	Cross Country	37	18	55		
	Mountain Running	-	11	11		
	Ultra Running	-	6	6		
	Road Running	2	4	6		
	Half Marathon	-	5	5		
Badminton	-	-	139	-	139	0.6%
Basketball	-	-	16	-	16	0.1%
Boxing	-	7	132	-	139	0.6%
Canoe Kayak	Long Distance 1000m	8	197	205	535	2%
	Sprint 200m	1	157	158		
	Middle Distance 500m	1	103	104		
	Canoe Slalom	-	52	52		
	Marathon	-	7	7		
	Wildwater	-	4	4		
	Freestyle	-	3	3		
	Canoe Kayak	-	2	2		
Cycling	Road	1843	4823	6666	8130	37%
	Mountain Bike	144	405	549		
	Track Endurance	36	273	309		
	Track Sprint	37	234	271		
	Cyclo-Cross	93	152	245		
	BMX	-	58	58		
	Cycling	-	29	29		
	Track	-	3	3		
Equestrian	Jumping	-	1	-	1	0.005%
Fencing	Sabre	-	1	1	2	0.01%
	Epee	-	1	1		

* No samples in the ASOIF Sports of Archery, Golf, Shooting or Table Tennis were recorded in ADAMS in 2017 for the ABP.

Table 3: Total ABP Samples Analyzed in ASOIF Sports* - continued

Sports	Disciplines	IC	OOB	Subtotal	Total	%
Field Hockey	-	-	16	-	16	0.1%
Football	Football	101	1424	1525	1527	7%
	Futsal	-	2	2		
Gymnastics	Artistic	-	6	6	9	0.04%
	Trampoline	-	2	2		
	Aerobic	-	1	1		
Handball	Indoor	21	64	-	85	0.4%
Judo	-	-	15	-	15	0.1%
Modern Pentathlon	-	-	41	-	41	0.2%
Rowing	-	8	1075	-	1083	5.0%
Rugby Union	Fifteens	10	105	115	226	1%
	Sevens	-	111	111		
Sailing	-	1	5	6	6	0.03%
Taekwondo	Taekwondo	-	11	-	22	0.1%
	Sparring	-	11	-		
Tennis	-	230	849	-	1079	5%
Triathlon	Triathlon	13	680	693	733	3.4%
	Long Distance	-	22	22		
	Duathlon	9	8	17		
	Cross Triathlon	-	1	1		
Volleyball	-	-	10	10	10	0.05%
Weightlifting	-	-	82	82	82	0.4%
Wrestling	Greco-Roman	4	22	26	69	0.3%
	Freestyle	1	23	24		
	Wrestling	1	14	15		
	Women's Freestyle	-	3	3		
	Grappling	-	1	1		
Totals		2,960	18,721		21,681	

* No samples in the ASOIF Sports of Archery, Golf, Shooting or Table Tennis were recorded in ADAMS in 2017 for the ABP.

Table 4: Total ABP Samples Analyzed in AIOWF Sports*

Sports	Disciplines	IC	OOB	Subtotal	Total	%
Biathlon	-	30	1316	1346	1346	25%
Bobsleigh	Bobsleigh	-	61	61	70	1%
	Skeleton	-	9	9		
Ice Hockey	-	8	32	40	40	1%
Luge	-	-	4	4	4	0.1%
Skating	Speed Skating greater than 1500m	141	430	571	1,609	29%
	Short Track	217	308	525		
	Speed Skating 1500m or less	201	292	493		
	Figure Skating	-	16	16		
	Skating	-	4	4		
Skiing	Cross-Country	54	1632	1686	2,424	44%
	Nordic Combined	-	331	331		
	Alpine	-	326	326		
	Freestyle	-	27	27		
	Skiing	-	20	20		
	Snowboard	-	20	20		
	Ski Jumping	-	14	14		
Totals		651	4,842		5,493	

* No samples in the AIOWF Sport of Curling were recorded in ADAMS in 2017 for the ABP.

Table 5: Total ABP Samples Analyzed in ARISF Sports*

Sports	Disciplines	IC	OOB	SubTotal	Total	%
American Football	-	3	-	-	3	1%
Cricket	Cricket	-	19	-	24	9%
	Twenty20	-	5	-		
Life Saving	Ocean	-	16	-	18	7%
	Lifesaving	-	2	-		
Motorcycle Racing	Motocross	-	10	-	22	8%
	Road Racing	8	-	-		
	Road Racing Endurance	4	-	-		
Mountaineering and Climbing	Ski Mountaineering	-	2	-	2	1%
Netball	-	-	2	-	2	1%
Orienteering	Foot Orienteering	-	49	-	79	31%
	Orienteering	-	22	-		
	Mountain Bike Orienteering	-	5	-		
	Ski Orienteering	-	3	-		
Powerboating	Aquabike	2	-	-	2	1%
Roller Sports	Inline Speed Skating Distance greater than 1000m	-	17	-	29	11%
	Inline Speed Skating Sprint 1000m or less	-	11	-		
	Hockey	-	1	-		
Ski Mountaineering	-	-	45	-	45	17%
Squash	-	-	7	-	7	3%
Underwater Sports	Finswimming Pool	-	26	-	26	10%
Totals		17	242		259	

* No samples in the following ARISF Sports: Air Sports, Automobile, Bandy, Baseball/Softball, Basque Pelota, Billiards, Boules Sports, Bowling, Bridge, Cheer, Chess, DanceSport, Floorball, Flyng Disc, Karate, Korfbal, Muaythai, Polo, Racquetball, Sport Climbing, Sumo, Surfing, Tug of War, Waterski/Wakeboard and Wushu were recorded in ADAMS in 2017 for the ABP.

Table 6: Total ABP Samples Analyzed in AIMS Sports*

Sports	Disciplines	IC	OOB	SubTotal	Total	%
Bodybuilding	-	-	1	-	1	3%
Kickboxing	Kickboxing	-	10	-	13	38%
	Full Contact	-	3	-		
Muaythai	-	-	16	-	16	47%
Powerlifting	-	-	4	-	4	12%
Totals		0	34		34	

* No samples in the following AIMS Sports: Aikido, Casting, Darts, Dragon Boat, Draughts, Fistball, Go, Icestocksport, Ju-Jitsu, Kendo, Lacrosse, Minigolf, Sambo, Savate, Sepaktakraw, Sleddog, Soft Tennis or Sport Fishing were recorded in ADAMS in 2017 for the ABP.

Table 7: Total ABP Samples Analyzed in IPC Sports

Sports	Disciplines	IC	OOB	SubTotal	Total	%
Athletics	IPC Long Distance 3000m+ (R)	-	3	-	3	1.2%
Para-Alpine Skiing	Para-Alpine Skiing	-	1	-	1	0.4%
	Long Distance 3000m and greater	-	31	-	85	35%
Para-Athletics	Middle Distance 800-1500m	-	29	-		
	Sprint 400m or less	-	20	-		
	Throws	-	2	-		
	Para-Athletics	-	2	-		
	Jumps	-	1	-		
Para-Biathlon	Para-Biathlon	-	3	-	3	1%
Para-Cross Country Skiing	Middle/Long Distance	-	75	-	116	48%
	Sprint/Short Distance	-	41	-		
Para-Ice Hockey	Para-Ice Hockey	-	18	-	18	7%
Para-Swimming	Sprint 100m or less	3	5	8	17	7%
	Middle Distance 200-400m	-	8	8		
	Long Distance 800m and greater	-	1	1		
Totals		3	240		243	

Table 8: Total ABP Samples Analyzed in Sports for Athletes with an Impairment*

Sports	Disciplines	IC	OOB	SubTotal	Total	%
Aquatics	CISS Swimming Middle Distance 200-400m	-	2	-	2	1%
	CISS Long Distance 3000m and greater	-	6	-		
Athletics	CISS Middle Distance 800-1500m	1	2	-	10	4%
	INAS Long Distance 3000m and greater	-	1	-		
Boccia	Para-Boccia	-	2	-	2	1%
Canoe/Kayak	Para-Canoe Sprint	-	1	-	1	0.4%
	Para-Cycling Road	-	86	-		
Cycling	Para-Cycling	-	16	-	128	46%
	Para-Cycling Track Sprint	-	13	-		
	Para-Cycling Track Endurance	-	13	-		
Football	INAS Futsal	-	1	-	1	0.4%
Rowing	Para-Rowing	-	26	-	26	9%
Skiing	CISS Cross Country Skiing	-	1	-	1	0.4%
Tennis	Wheelchair Tennis	-	84	-	84	30.1%
Triathlon	Para-Triathlon	-	24	-	24	9%
Totals		1	278		279	

* Sports and disciplines under the governance of the respective Olympic IFs or independent IFs which govern sports for athletes with an impairment

Table 9: Total Samples Analyzed in Other Sports - Code Signatories

Sports	Disciplines	IC	OOB	SubTotal	Total	%
Triathlon	Ironman	-	482	-	482	99%
Rugby League	-	-	6	-	6	1%
Totals		0	488		488	

Table 10: Total Samples Analyzed in Other Sports

Sports	Disciplines	IC	OOB	SubTotal	Total	%
Aquatics	University Open Water	-	2	-	4	0.6%
	University Swimming Sprint 100m or less	-	1	-		
	University Swimming Middle Distance 200-400m	-	1	-		
Australian Rules Football	-	-	153	-	153	24%
Biathlon	Military Biathlon	-	1	-	1	0.2%
Boxing	Professional Boxing	4	24	-	28	4%
Budo	Budo	-	1	-	1	0.2%
Cycling	University Mountain Bike	-	1	-	2	0.3%
	Military Track Endurance	-	1	-		
Football	College	-	1	-	1	0.2%
Mixed Martial Arts	-	2	449	-	451	69%
School Sports	Skiing Cross Country	-	1	-	2	0.3%
	Swimming Sprint 100m or less	-	1	-		
Skating	Military Speed Skating greater than 1500m	-	2	-	3	0.5%
	Military Speed Skating 1500m or less	-	1	-		
Skyrunning(R)	-	1	-	-	1	0.2%
Ultimate Fighting	-	-	4	-	4	1%
Totals		7	644		651	

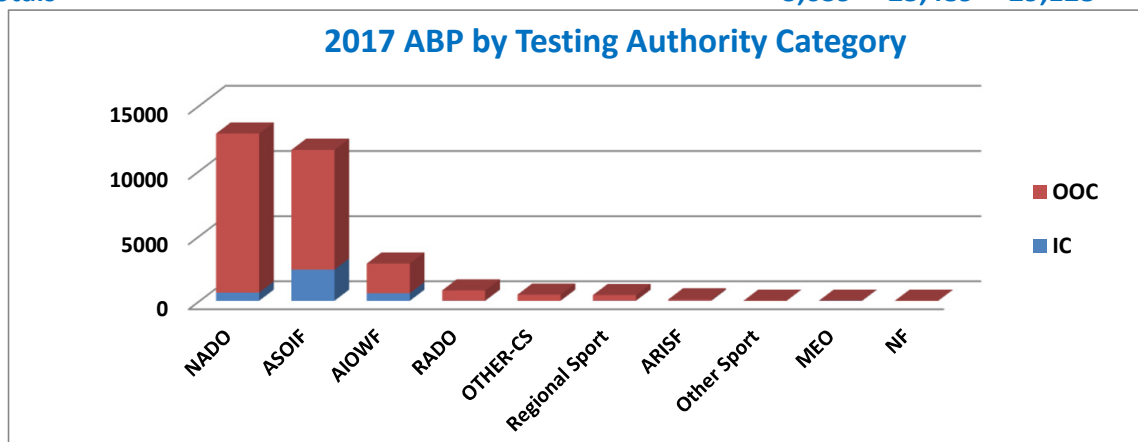
Table 11: Total ABP Samples by Testing Authority*

ADAMS Code	Testing Authority (TA)	IC	OOB	Total	%
UCI	International Cycling Union	1970	3333	5303	18%
IAAF - AIU	IAAF - Athletics Integrity Unit	63	2529	2592	9%
FINA	International Swimming Federation	6	1512	1518	5%
NADA	German National Anti-Doping Agency	1	1392	1393	5%
USADA	US Anti-Doping Agency	19	1110	1129	4%
ITF	International Tennis Federation	230	897	1127	4%
FIS	International Ski Federation	47	1033	1080	4%
ISU	International Skating Union	538	479	1017	3%
ASADA	Australian Sports Anti-Doping Authority	15	801	816	3%
ADCH	Antidoping Switzerland	-	809	809	3%
ADNO	Anti-Doping Norway	7	761	768	3%
IBU	International Biathlon Union	-	742	742	3%
RUSADA	Russian National Anti-Doping Organization	21	682	703	2%
CHINADA	China Anti-Doping Agency	104	548	652	2%
UKAD	UK Anti-Doping	12	608	620	2%
NADO F	NADO Flanders	-	583	583	2%
ESP-NADO	Spain National Anti-Doping Agency	93	475	568	2%
RF	Swedish Sports Confederation	2	563	565	2%
ADoP	Portugal Anti-Doping Agency	1	560	561	2%
AFLD-NADO	French Anti-Doping Agency	111	403	514	2%
TADC	Turkish Anti Doping Commission	152	218	370	1%
FISA	International Rowing Federation	-	342	342	1%
WTC	World Triathlon Corporation	-	330	330	1%
CCES	Canadian Centre for Ethics in Sport	8	291	299	1%
FINCIS/FINADA	Finnish Center for Integrity in Sports/Finnish Anti-Doping Agency	3	289	292	1%
FIFA	International Federation of Football Associations	101	175	276	1%
ADD	Anti-Doping Denmark	-	262	262	1%
UEFA	Union of European Football Associations	-	260	260	1%
NADA Austria	National Anti-Doping Agency Austria GmbH	-	260	260	1%
SAIDS	South African Institute for Drug-Free Sport	-	243	243	1%
SI	Sport Ireland	-	227	227	1%
NADO ITALIA	Italian National Anti-Doping Agency	3	217	220	1%
BEL-CFWB	French Community of Belgium NADO	11	191	202	1%
DFSNZ	Drug Free Sport New Zealand	-	199	199	1%
World Rugby	World Rugby	-	186	186	1%
POLADA	Polish Anti-Doping Agency	3	182	185	0.6%
ADAN	Netherlands Anti-Doping Authority	1	171	172	0.6%
HUNADO	Hungarian Anti-Doping Agency	12	158	170	0.6%
ITU	International Triathlon Union	-	158	158	0.5%
IPC	International Paralympic Committee	-	142	142	0.5%
COL-NADO	Colombian NADO	13	126	139	0.5%
JADA	Japan Anti-Doping Agency	-	129	129	0.4%
BWF	Badminton World Federation	-	118	118	0.4%
ADAK	Anti-Doping Agency of Kenya	-	115	115	0.4%
KAZ-NADO	Kazakhstan National Anti-Doping Centre	34	50	84	0.3%
EADA	Estonian Anti-Doping Agency	-	82	82	0.3%
ETH-NADO	Ethiopian Anti doping Organization	-	79	79	0.3%
ICF	International Canoe Federation	-	40	40	0.1%
IND-NADO	National Anti Doping Agency -India	-	33	33	0.1%
AFR-RADO-I	Africa Zone I RADO	-	32	32	0.1%

* Note: Although National Federations (NFs) themselves are not signatories to the World Anti-Doping Code and therefore not entitled to authorize testing independently, the rules of some National Anti-Doping Agencies and International Sport Federations may delegate testing authority to these bodies. Tests attributed to NFs therefore may in some instances be a part of NADO or IF programs.

Table 11: Total ABP Samples by Testing Authority* (continued)

ADAMS Code	Testing Authority (TA)	IC	OOC	Total	%
IHF	International Handball Federation	21	8	29	0.1%
CMAS	World Underwater Federation	-	26	26	0.1%
LTU-NADO	Lithuanian Anti-Doping Agency	-	25	25	0.1%
IIHF	International Ice Hockey Federation	-	24	24	0.1%
BNADA	Belarus National Anti-Doping Agency	16	8	24	0.1%
IOF	International Orienteering Federation	-	22	22	0.1%
KADA	Korea Anti-Doping Agency	-	21	21	0.1%
ABCD	Brasilian Authority on Anti-Doping Control	1	19	20	0.07%
ADAS	Anti-Doping Agency of Serbia	-	20	20	0.07%
NADC Ukraine	National Anti-doping Center of Ukraine	-	20	20	0.07%
ISMF	International Ski Mountaineering Federation	-	19	19	0.07%
AAA	Asian Athletics Association	-	18	18	0.06%
WSK	World Skate	-	18	18	0.06%
AMADA	Azerbaijan National Anti-Doping Agency	1	13	14	0.05%
CITA	Croatian Institute for Toxicology and Anti-Doping	-	14	14	0.05%
LAT-NADO	Anti-Doping department of State Sports Medicine Centre	-	13	13	0.04%
JADCO	Jamaica Anti-Doping Commission	-	13	13	0.04%
FIM	International Motorcycling Federation	12	-	12	0.04%
UIPM	International Modern Pentathlon Union	-	11	11	0.04%
SADA	Slovak Anti-Doping Agency	-	8	8	0.03%
BSADA	Bermuda Sport Anti- Doping Authority	-	8	8	0.03%
UWW	United World Wrestling	5	1	6	0.02%
WSF	World Squash Federation	-	5	5	0.02%
IBSA	International Blind Sport Association	-	5	5	0.02%
SLOADO	Slovenian Antidoping Organization	-	4	4	0.01%
WADA-AMA	World Anti-Doping Agency	-	4	4	0.01%
ISL-NADO	National Olympic and Sports Association of Iceland	-	3	3	0.01%
BUL-NADO	Bulgarian Anti-doping Center	-	3	3	0.01%
CMA Monaco	Monaco Anti-Doping Committee	-	2	2	0.01%
UIM	International Powerboating Union	2	-	2	0.01%
CADC	Czech Anti-Doping Committee	-	2	2	0.01%
CGF	Commonwealth Games Federation	-	2	2	0.01%
IBSF	International Bobsleigh and Skeleton Federation	-	2	2	0.01%
COCOM	Common Community Commission (Brussels)	-	1	1	0.003%
CYADA	Cyprus Anti-Doping Authority	-	1	1	0.003%
AGAD	Andorra National Anti-Doping Commission	-	1	1	0.003%
Totals		3,639	25,489	29,128	



* Note: Although National Federations (NFs) themselves are not signatories to the World Anti-Doping Code and therefore not entitled to authorize testing independently, the rules of some National Anti-Doping Agencies and International Sport Federations may delegate testing authority to these bodies. Tests attributed to NFs therefore may in some instances be a part of NADO or IF programs.

Table 12: Total ABP Samples by Testing Authority Category

ADAMS Code	International Federations	IC	OOC	Total	%
UCI	International Cycling Union	1970	3333	5303	35%
IAAF - AIU	IAAF - Athletics Integrity Unit	63	2529	2592	17%
FINA	International Swimming Federation	6	1512	1518	10%
ITF	International Tennis Federation	230	897	1127	8%
FIS	International Ski Federation	47	1033	1080	7%
ISU	International Skating Union	538	479	1017	7%
IBU	International Biathlon Union	-	742	742	5%
FISA	International Rowing Federation	-	342	342	2%
WTC	World Triathlon Corporation	-	330	330	2%
FIFA	International Federation of Football Associations	101	175	276	2%
World Rugby	World Rugby	-	186	186	1%
ITU	International Triathlon Union	-	158	158	1%
BWF	Badminton World Federation	-	118	118	1%
ICF	International Canoe Federation	-	40	40	0.3%
IHF	International Handball Federation	21	8	29	0.2%
CMAS	World Underwater Federation	-	26	26	0.2%
IIHF	International Ice Hockey Federation	-	24	24	0.2%
IOF	International Orienteering Federation	-	22	22	0.1%
ISMF	International Ski Mountaineering Federation	-	19	19	0.1%
WSK	World Skate	-	18	18	0.1%
FIM	International Motorcycling Federation	12	-	12	0.1%
UIPM	International Modern Pentathlon Union	-	11	11	0.1%
UWW	United World Wrestling	5	1	6	0.04%
WSF	World Squash Federation	-	5	5	0.03%
IBSF	International Bobsleigh and Skeleton Federation	-	2	2	0.01%
UIM	International Powerboating Union	2	-	2	0.01%
Totals		2,995	12,010	15,005	

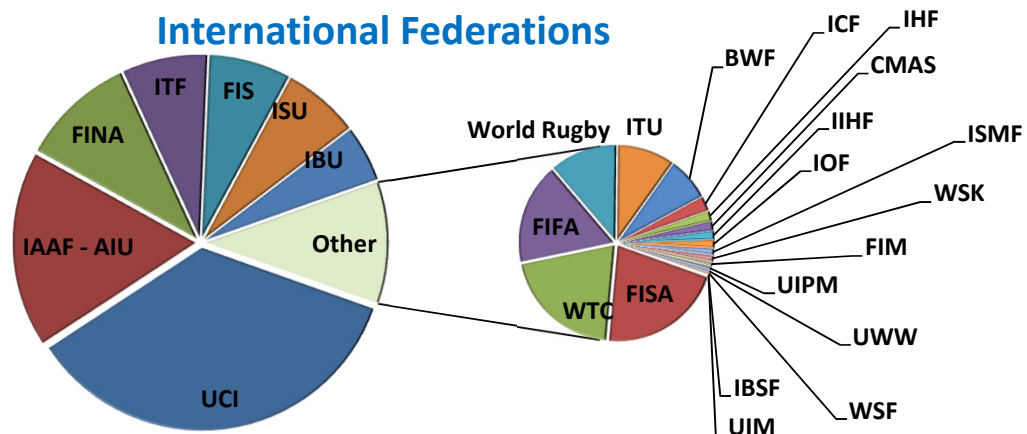


Table 12: Total ABP Samples by Testing Authority Category - continued

ADAMS Code	National and Regional Anti-Doping Organizations	IC	OOB	Total	%
NADA	German National Anti-Doping Agency	1	1392	1393	10%
USADA	US Anti-Doping Agency	19	1110	1129	8%
ASADA	Australian Sports Anti-Doping Authority	15	801	816	6%
ADCH	Antidoping Switzerland	-	809	809	6%
ADNO	Anti-Doping Norway	7	761	768	6%
RUSADA	Russian National Anti-Doping Organization	21	682	703	5%
CHINADA	China Anti-Doping Agency	104	548	652	5%
UKAD	UK Anti-Doping	12	608	620	5%
NADOF	NADO Flanders	-	583	583	4%
ESP-NADO	Spain National Anti-Doping Agency	93	475	568	4%
RF	Swedish Sports Confederation	2	563	565	4%
ADoP	Portugal Anti-Doping Agency	1	560	561	4%
AFLD-NADO	French Anti-Doping Agency	111	403	514	4%
TADC	Turkish Anti Doping Commission	152	218	370	3%
CCES	Canadian Centre for Ethics in Sport	8	291	299	2%
FINCIS/FINADA	Finnish Center for Integrity in Sports/Finnish Anti-Doping Agency	3	289	292	2%
ADD	Anti-Doping Denmark	-	262	262	2%
NADA Austria	National Anti-Doping Agency Austria GmbH	-	260	260	2%
SAIDS	South African Institute for Drug-Free Sport	-	243	243	2%
SI	Sport Ireland	-	227	227	2%
NADO ITALIA	Italian National Anti-Doping Agency	3	217	220	2%
BEL-CFWB	French Community of Belgium NADO	11	191	202	1%
DFSNZ	Drug Free Sport New Zealand	-	199	199	1%
POLADA	Polish Anti-Doping Agency	3	182	185	1%
ADAN	Netherlands Anti-Doping Authority	1	171	172	1%
HUNADO	Hungarian Anti-Doping Agency	12	158	170	1%
COL-NADO	Colombian NADO	13	126	139	1%
JADA	Japan Anti-Doping Agency	-	129	129	1%
ADAK	Anti-Doping Agency of Kenya	-	115	115	1%
KAZ-NADO	Kazakhstan National Anti-Doping Centre	34	50	84	1%
EADA	Estonian Anti-Doping Agency	-	82	82	1%
ETH-NADO	Ethiopian Anti doping Organization	-	79	79	0.6%
IND-NADO	National Anti Doping Agency -India	-	33	33	0.2%
AFR-RADO-I	Africa Zone I RADO	-	32	32	0.2%
LTU-NADO	Lithuanian Anti-Doping Agency	-	25	25	0.2%
BNADA	Belarus National Anti-Doping Agency	16	8	24	0.2%
KADA	Korea Anti-Doping Agency	-	21	21	0.2%
ADAS	Anti-Doping Agency of Serbia	-	20	20	0.1%
ABCD	Brasilian Authority on Anti-Doping Control	1	19	20	0.1%
NADC Ukraine	National Anti-doping Center of Ukraine	-	20	20	0.1%
CITA	Croatian Institute for Toxicology and Anti-Doping	-	14	14	0.1%
AMADA	Azerbaijan National Anti-Doping Agency	1	13	14	0.1%
JADCO	Jamaica Anti-Doping Commission	-	13	13	0.1%
LAT-NADO	Anti-Doping department of State Sports Medicine Centre	-	13	13	0.09%
BSADA	Bermuda Sport Anti- Doping Authority	-	8	8	0.06%
SADA	Slovak Anti-Doping Agency	-	8	8	0.06%
SLOADO	Slovenian Antidoping Organization	-	4	4	0.03%
BUL-NADO	Bulgarian Anti-doping Center	-	3	3	0.02%
ISL-NADO	National Olympic and Sports Association of Iceland	-	3	3	0.02%
CMA Monaco	Monaco Anti-Doping Committee	-	2	2	0.01%

Table 12: Total ABP Samples by Testing Authority Category - continued

ADAMS Code	National and Regional Anti-Doping Organizations	IC	OOC	Total	%
CADC	Czech Anti-Doping Committee	-	2	2	0.01%
COCOM	Common Community Commission (Brussels)	-	1	1	0.01%
AGAD	Andorra National Anti-Doping Commission	-	1	1	0.01%
CYADA	Cyprus Anti-Doping Authority	-	1	1	0.01%
Totals		644	13,048	13,692	

National and Regional Anti-Doping Organizations

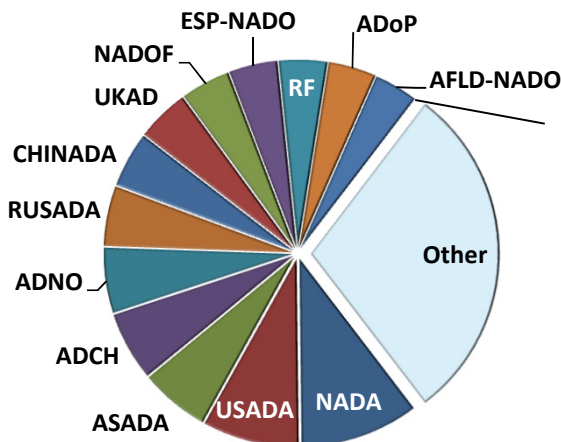
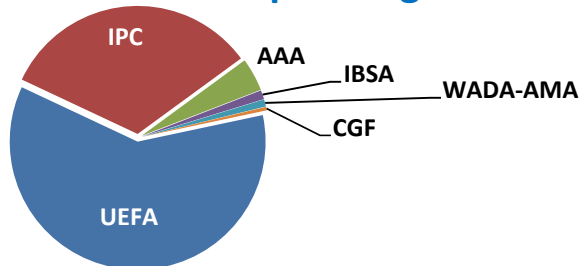


Table 12: Total ABP Samples by Testing Authority Category - continued

ADAMS Code	Other Sport Organizations*	IC	OOC	Total	%
UEFA	Union of European Football Associations	-	260	260	60%
IPC	International Paralympic Committee	-	142	142	33%
AAA	Asian Athletics Association	-	18	18	4%
IBSA	International Blind Sport Association	-	5	5	1%
WADA-AMA	World Anti-Doping Agency	-	4	4	1%
CGF	Commonwealth Games Federation	-	2	2	0.5%
Totals		-	431	431	

Other Sport Organizations



* Note: Although National Federations (NFs) themselves are not signatories to the World Anti-Doping Code and therefore not entitled to authorize testing independently, the rules of some National Anti-Doping Agencies and International Sport Federations may delegate testing authority to these bodies. Tests attributed to NFs therefore may in some instances be a part of NADO or IF programs.

Table 13: 2017 ABP Testing Figures - ASOIF Sport - Aquatics

ADAMS Code	Testing Authority (TA)	IC	OOC	Total	%
FINA	International Swimming Federation	6	1512	1518	64%
CHINADA	China Anti-Doping Agency	28	165	193	8%
NADA	German National Anti-Doping Agency	1	103	104	4%
ASADA	Australian Sports Anti-Doping Authority	8	88	96	4%
ADCH	Antidoping Switzerland	-	48	48	2%
CCES	Canadian Centre for Ethics in Sport	-	34	34	1%
USADA	US Anti-Doping Agency	-	33	33	1%
ADD	Anti-Doping Denmark	-	30	30	1%
SAIDS	South African Institute for Drug-Free Sport	-	29	29	1%
RUSADA	Russian National Anti-Doping Organization	2	26	28	1%
ESP-NADO	Spain National Anti-Doping Agency	-	27	27	1%
RF	Swedish Sports Confederation	-	25	25	1%
NADO ITALIA	Italian National Anti-Doping Agency	3	21	24	1%
FINCIS/FINADA	Finnish Center for Integrity in Sports/Finnish Anti-Doping Agency	-	21	21	1%
HUNADO	Hungarian Anti-Doping Agency	-	21	21	1%
ADNO	Anti-Doping Norway	-	19	19	1%
BEL-CFWB	French Community of Belgium NADO	-	16	16	1%
NADOF	NADO Flanders	-	15	15	1%
AFLD-NADO	French Anti-Doping Agency	-	14	14	1%
SI	Sport Ireland	-	14	14	1%
NADA Austria	National Anti-Doping Agency Austria GmbH	-	14	14	1%
ADoP	Portugal Anti-Doping Agency	-	14	14	1%
UKAD	UK Anti-Doping	-	13	13	1%
JADA	Japan Anti-Doping Agency	-	7	7	0.3%
DFSNZ	Drug Free Sport New Zealand	-	4	4	0.2%
EADA	Estonian Anti-Doping Agency	-	4	4	0.2%
AMADA	Azerbaijan National Anti-Doping Agency	-	3	3	0.1%
KADA	Korea Anti-Doping Agency	-	3	3	0.1%
COL-NADO	Colombian NADO	-	3	3	0.1%
ADAN	Netherlands Anti-Doping Authority	-	3	3	0.1%
ADAS	Anti-Doping Agency of Serbia	-	2	2	0.1%
ISL-NADO	National Olympic and Sports Association of Iceland	-	2	2	0.1%
JADCO	Jamaica Anti-Doping Commission	-	1	1	0.04%
WADA-AMA	World Anti-Doping Agency	-	1	1	0.04%
BSADA	Bermuda Sport Anti- Doping Authority	-	1	1	0.04%
Totals		48	2,336	2,384	

Table 14: 2017 ABP Testing Figures - ASOIF Sport - Archery

ADAMS Code	Testing Authority (TA)	IC	OOC	Total	%
-	-	-	-	-	-
Totals		0	0	0	

Table 15: 2017 ABP Testing Figures - ASOIF Sport - Athletics

ADAMS Code	Testing Authority (TA)	IC	OOO	Total	%
IAAF - AIU	IAAF - Athletics Integrity Unit	62	2529	2591	49%
TADC	Turkish Anti Doping Commission	144	194	338	6%
NADA	German National Anti-Doping Agency	-	215	215	4%
USADA	US Anti-Doping Agency	4	178	182	3%
RUSADA	Russian National Anti-Doping Organization	-	155	155	3%
CHINADA	China Anti-Doping Agency	38	115	153	3%
UKAD	UK Anti-Doping	11	130	141	3%
AFLD-NADO	French Anti-Doping Agency	65	67	132	2%
ADAK	Anti-Doping Agency of Kenya	-	115	115	2%
SAIDS	South African Institute for Drug-Free Sport	-	109	109	2%
ESP-NADO	Spain National Anti-Doping Agency	-	109	109	2%
ADCH	Antidoping Switzerland	-	104	104	2%
ASADA	Australian Sports Anti-Doping Authority	2	91	93	2%
SI	Sport Ireland	-	84	84	2%
ETH-NADO	Ethiopian Anti doping Organization	-	79	79	1%
RF	Swedish Sports Confederation	-	75	75	1%
JADA	Japan Anti-Doping Agency	-	74	74	1%
ADNO	Anti-Doping Norway	-	62	62	1%
CCES	Canadian Centre for Ethics in Sport	-	40	40	1%
FINCIS/FINADA	Finnish Center for Integrity in Sports/Finnish Anti-Doping Agency	-	39	39	1%
BEL-CFWB	French Community of Belgium NADO	-	37	37	1%
NADO ITALIA	Italian National Anti-Doping Agency	-	32	32	1%
ADD	Anti-Doping Denmark	-	32	32	1%
AFR-RADO-I	Africa Zone I RADO	-	32	32	1%
NADOF	NADO Flanders	-	29	29	1%
POLADA	Polish Anti-Doping Agency	-	28	28	1%
BNADA	Belarus National Anti-Doping Agency	16	8	24	0.4%
NADA Austria	National Anti-Doping Agency Austria GmbH	-	23	23	0.4%
DFSNZ	Drug Free Sport New Zealand	-	22	22	0.4%
COL-NADO	Colombian NADO	-	22	22	0.4%
ADAN	Netherlands Anti-Doping Authority	-	21	21	0.4%
NADC Ukraine	National Anti-doping Center of Ukraine	-	20	20	0.4%
AAA	Asian Athletics Association	-	18	18	0.3%
EADA	Estonian Anti-Doping Agency	-	17	17	0.3%
ADoP	Portugal Anti-Doping Agency	-	16	16	0.3%
JADCO	Jamaica Anti-Doping Commission	-	12	12	0.2%
HUNADO	Hungarian Anti-Doping Agency	-	11	11	0.2%
CITA	Croatian Institute for Toxicology and Anti-Doping	-	10	10	0.2%
IND-NADO	National Anti Doping Agency -India	-	10	10	0.2%
ADAS	Anti-Doping Agency of Serbia	-	4	4	0.1%
KADA	Korea Anti-Doping Agency	-	3	3	0.1%
AMADA	Azerbaijan National Anti-Doping Agency	-	3	3	0.1%
AMADA	Azerbaijan National Anti-Doping Agency	-	3	3	0.1%
BSADA	Bermuda Sport Anti- Doping Authority	-	3	3	0.1%
SADA	Slovak Anti-Doping Agency	-	3	3	0.1%
CGF	Commonwealth Games Federation	-	2	2	0.0%
IBSA	International Blind Sport Association	-	2	2	0.04%
ABCD	Brasilian Authority on Anti-Doping Control	1	1	2	0.04%
LTU-NADO	Lithuanian Anti-Doping Agency	-	2	2	0.04%
ISL-NADO	National Olympic and Sports Association of Iceland	-	1	1	0.02%
CYADA	Cyprus Anti-Doping Authority	-	1	1	0.02%
Totals		343	4,992	5,335	

Table 16: 2017 ABP Testing Figures - ASOIF Sport - Badminton

ADAMS Code	Testing Authority (TA)	IC	OOC	Total	%
BWF	Badminton World Federation	-	118	118	85%
JADA	Japan Anti-Doping Agency	-	12	12	9%
ADD	Anti-Doping Denmark	-	9	9	6%
Totals		0	139	139	

Table 17: 2017 ABP Testing Figures - ASOIF Sport - Basketball

ADAMS Code	Testing Authority (TA)	IC	OOC	Total	%
ASADA	Australian Sports Anti-Doping Authority	-	8	8	50%
AFLD-NADO	French Anti-Doping Agency	-	8	8	6%
Totals		0	16	16	

Table 18: 2017 ABP Blood Passport Testing Figures - Boxing

ADAMS Code	Testing Authority (TA)	IC	OOC	Total	%
USADA	US Anti-Doping Agency	7	30	37	27%
UKAD	UK Anti-Doping	-	27	27	19%
BEL-CFWB	French Community of Belgium NADO	-	17	17	12%
RF	Swedish Sports Confederation	-	11	11	8%
SI	Sport Ireland	-	10	10	7%
ADNO	Anti-Doping Norway	-	7	7	5%
COL-NADO	Colombian NADO	-	6	6	4%
NADO ITALIA	Italian National Anti-Doping Agency	-	5	5	4%
HUNADO	Hungarian Anti-Doping Agency	-	5	5	4%
ASADA	Australian Sports Anti-Doping Authority	-	4	4	3%
AFLD-NADO	French Anti-Doping Agency	-	3	3	2%
BUL-NADO	Bulgarian Anti-doping Center	-	2	2	1%
RUSADA	Russian National Anti-Doping Organization	-	2	2	1%
AMADA	Azerbaijan National Anti-Doping Agency	-	1	1	1%
LTU-NADO	Lithuanian Anti-Doping Agency	-	1	1	0.7%
NADO F	NADO Flanders	-	1	1	0.7%
Totals		7	132	139	

Table 19: 2017 ABP Blood Passport Testing Figures - Canoe / Kayak

ADAMS Code	Testing Authority (TA)	IC	OOB	Total	%
NADA	German National Anti-Doping Agency	-	108	108	20%
HUNADO	Hungarian Anti-Doping Agency	4	50	54	10%
ICF	International Canoe Federation	-	40	40	7%
RUSADA	Russian National Anti-Doping Organization	-	39	39	7%
POLADA	Polish Anti-Doping Agency	-	38	38	7%
ASADA	Australian Sports Anti-Doping Authority	-	35	35	7%
CHINADA	China Anti-Doping Agency	4	30	34	6%
ESP-NADO	Spain National Anti-Doping Agency	-	30	30	6%
ADD	Anti-Doping Denmark	-	22	22	4%
CCES	Canadian Centre for Ethics in Sport	2	15	17	3%
ADNO	Anti-Doping Norway	-	16	16	3%
FINCIS/FINADA	Finnish Center for Integrity in Sports/Finnish Anti-Doping Agency	-	16	16	3%
RF	Swedish Sports Confederation	-	15	15	3%
DFSNZ	Drug Free Sport New Zealand	-	11	11	2%
SI	Sport Ireland	-	9	9	2%
NADA Austria	National Anti-Doping Agency Austria GmbH	-	9	9	2%
SAIDS	South African Institute for Drug-Free Sport	-	7	7	1%
NADO ITALIA	Italian National Anti-Doping Agency	-	7	7	1%
ADAS	Anti-Doping Agency of Serbia	-	7	7	1%
LTU-NADO	Lithuanian Anti-Doping Agency	-	6	6	1%
AFLD-NADO	French Anti-Doping Agency	-	4	4	1%
KADA	Korea Anti-Doping Agency	-	3	3	1%
ADoP	Portugal Anti-Doping Agency	-	3	3	1%
COL-NADO	Colombian NADO	-	3	3	1%
UKAD	UK Anti-Doping	-	1	1	0.2%
EADA	Estonian Anti-Doping Agency	-	1	1	0.2%
Totals		10	525	535	

Table 20: 2017 ABP Testing Figures - ASOIF Sport - Cycling

ADAMS Code	Testing Authority (TA)	IC	OOC	Total	%
UCI	International Cycling Union	1970	3307	5277	65%
NADOF	NADO Flanders	-	352	352	4%
ADCH	Antidoping Switzerland	-	306	306	4%
ESP-NADO	Spain National Anti-Doping Agency	84	161	245	3%
USADA	US Anti-Doping Agency	6	214	220	3%
ASADA	Australian Sports Anti-Doping Authority	2	151	153	2%
CHINADA	China Anti-Doping Agency	19	127	146	2%
UKAD	UK Anti-Doping	1	144	145	2%
ADNO	Anti-Doping Norway	1	138	139	2%
BEL-CFWB	French Community of Belgium NADO	11	101	112	1%
AFLD-NADO	French Anti-Doping Agency	27	69	96	1%
RUSADA	Russian National Anti-Doping Organization	10	79	89	1%
CCES	Canadian Centre for Ethics in Sport	-	85	85	1%
SAIDS	South African Institute for Drug-Free Sport	-	79	79	1%
RF	Swedish Sports Confederation	-	75	75	1%
DFSNZ	Drug Free Sport New Zealand	-	72	72	1%
ADoP	Portugal Anti-Doping Agency	-	66	66	1%
COL-NADO	Colombian NADO	13	51	64	1%
SI	Sport Ireland	-	60	60	1%
ADD	Anti-Doping Denmark	-	59	59	1%
NADA	German National Anti-Doping Agency	-	56	56	1%
NADA Austria	National Anti-Doping Agency Austria GmbH	-	46	47	1%
ADAN	Netherlands Anti-Doping Authority	-	41	41	1%
TADC	Turkish Anti Doping Commission	8	22	30	0.4%
IND-NADO	National Anti Doping Agency -India	-	23	23	0.3%
POLADA	Polish Anti-Doping Agency	-	21	21	0.3%
NADO ITALIA	Italian National Anti-Doping Agency	-	19	19	0.2%
ABCD	Brasilian Authority on Anti-Doping Control	-	17	17	0.2%
EADA	Estonian Anti-Doping Agency	-	6	6	0.1%
FINCIS/FINADA	Finnish Center for Integrity in Sports/Finnish Anti-Doping Agency	1	4	5	0.1%
ADAS	Anti-Doping Agency of Serbia	-	5	5	0.1%
AMADA	Azerbaijan National Anti-Doping Agency	-	4	4	0.05%
LAT-NADO	Anti-Doping department of State Sports Medicine Centre	-	4	4	0.05%
HUNADO	Hungarian Anti-Doping Agency	-	4	4	0.05%
KADA	Korea Anti-Doping Agency	-	3	3	0.04%
SADA	Slovak Anti-Doping Agency	-	3	3	0.04%
CITA	Croatian Institute for Toxicology and Anti-Doping	-	2	2	0.02%
CMA Monaco	Monaco Anti-Doping Committee	-	1	1	0.01%
Totals		2,153	5,977	8,131	

Table 21: 2017 ABP Testing Figures - ASOIF Sport - Equestrian

ADAMS Code	Testing Authority (TA)	IC	OOC	Total	%
AFLD-NADO	French Anti-Doping Agency	-	1	1	100%
Totals		0	1	1	

Table 22: 2017 ABP Testing Figures - ASOIF Sport - Fencing

ADAMS Code	Testing Authority (TA)	IC	OOC	Total	%
HUNADO	Hungarian Anti-Doping Agency	-	2	2	100%
Totals		0	2	2	

Table 23: 2017 ABP Testing Figures - ASOIF Sport - Field Hockey

ADAMS Code	Testing Authority (TA)	IC	OOC	Total	%
DFSNZ	Drug Free Sport New Zealand	-	8	8	50%
ASADA	Australian Sports Anti-Doping Authority	-	6	6	38%
USADA	US Anti-Doping Agency	-	2	2	13%
Totals		0	16	16	

Table 24: 2017 ABP Testing Figures - ASOIF Sport - Football

ADAMS Code	Testing Authority (TA)	IC	OOC	Total	%
ADoP	Portugal Anti-Doping Agency	-	445	445	29%
FIFA	International Federation of Football Associations	101	175	276	18%
UEFA	Union of European Football Associations	-	260	260	17%
UKAD	UK Anti-Doping	-	139	139	9%
NADOF	NADO Flanders	-	136	136	9%
AFLD-NADO	French Anti-Doping Agency	-	60	60	4%
NADA Austria	National Anti-Doping Agency Austria GmbH	-	52	52	3%
NADA	German National Anti-Doping Agency	-	38	38	2%
RF	Swedish Sports Confederation	-	35	35	2%
NADO ITALIA	Italian National Anti-Doping Agency	-	29	29	2%
ESP-NADO	Spain National Anti-Doping Agency	-	11	11	1%
HUNADO	Hungarian Anti-Doping Agency	-	11	11	1%
POLADA	Polish Anti-Doping Agency	-	9	9	1%
ADNO	Anti-Doping Norway	-	8	8	1%
ASADA	Australian Sports Anti-Doping Authority	-	8	8	1%
WADA-AMA	World Anti-Doping Agency	-	3	3	0.2%
RUSADA	Russian National Anti-Doping Organization	-	3	3	0.2%
ADCH	Antidoping Switzerland	-	3	3	0.2%
USADA	US Anti-Doping Agency	-	1	1	0.1%
Totals		101	1,426	1,527	

Table 25: 2017 ABP Testing Figures - ASOIF Sport - Golf

ADAMS Code	Testing Authority (TA)	IC	OOC	Total	%
-	-	-	-	-	-
Totals		0	0	0	

Table 26: 2017 ABP Testing Figures - ASOIF Sport - Gymnastics

ADAMS Code	Testing Authority (TA)	IC	OOC	Total	%
USADA	US Anti-Doping Agency	-	3	3	33%
AFLD-NADO	French Anti-Doping Agency	-	2	2	22%
ASADA	Australian Sports Anti-Doping Authority	-	2	2	22%
ADoP	Portugal Anti-Doping Agency	-	1	1	11%
JADA	Japan Anti-Doping Agency	-	1	1	11%
Totals		0	9	9	

Table 27: 2017 ABP Testing Figures - ASOIF Sport - Handball

ADAMS Code	Testing Authority (TA)	IC	OOC	Total	%
ADNO	Anti-Doping Norway	-	35	35	41%
IHF	International Handball Federation	21	8	29	34%
AFLD-NADO	French Anti-Doping Agency	-	12	12	14%
HUNADO	Hungarian Anti-Doping Agency	-	8	8	9%
ADCH	Antidoping Switzerland	-	1	1	1%
Totals		21	64	85	

Table 28: 2017 ABP Testing Figures - ASOIF Sport - Judo

ADAMS Code	Testing Authority (TA)	IC	OOC	Total	%
USADA	US Anti-Doping Agency	-	7	7	47%
ASADA	Australian Sports Anti-Doping Authority	-	3	3	20%
ADoP	Portugal Anti-Doping Agency	-	2	2	13%
BEL-CFWB	French Community of Belgium NADO	-	1	1	7%
ADNO	Anti-Doping Norway	-	1	1	7%
AFLD-NADO	French Anti-Doping Agency	-	1	1	7%
Totals		0	15	15	

Table 29: 2017 ABP Testing Figures - ASOIF Sport - Modern Pentathlon

ADAMS Code	Testing Authority (TA)	IC	OOC	Total	%
UIPM	International Modern Pentathlon Union	-	11	11	27%
RUSADA	Russian National Anti-Doping Organization	-	11	11	27%
AFLD-NADO	French Anti-Doping Agency	-	7	7	17%
SI	Sport Ireland	-	6	6	15%
ASADA	Australian Sports Anti-Doping Authority	-	4	4	10%
POLADA	Polish Anti-Doping Agency	-	2	2	5%
Totals		0	41	41	

Table 30: 2017 ABP Testing Figures - ASOIF Sport - Rowing

ADAMS Code	Testing Authority (TA)	IC	OOB	Total	%
FISA	International Rowing Federation	-	333	333	31%
NADA	German National Anti-Doping Agency	-	198	198	18%
RUSADA	Russian National Anti-Doping Organization	-	63	63	6%
CHINADA	China Anti-Doping Agency	8	51	59	5%
ESP-NADO	Spain National Anti-Doping Agency	-	58	58	5%
DFSNZ	Drug Free Sport New Zealand	-	55	55	5%
ASADA	Australian Sports Anti-Doping Authority	-	48	48	4%
POLADA	Polish Anti-Doping Agency	-	36	36	3%
ADD	Anti-Doping Denmark	-	33	33	3%
UKAD	UK Anti-Doping	-	31	31	3%
ADNO	Anti-Doping Norway	-	24	24	2%
AFLD-NADO	French Anti-Doping Agency	-	21	21	2%
ADCH	Antidoping Switzerland	-	18	18	2%
NADA Austria	National Anti-Doping Agency Austria GmbH	-	14	14	1%
RF	Swedish Sports Confederation	-	12	12	1%
CCES	Canadian Centre for Ethics in Sport	-	12	12	1%
EADA	Estonian Anti-Doping Agency	-	11	11	1%
NADO ITALIA	Italian National Anti-Doping Agency	-	10	10	1%
SAIDS	South African Institute for Drug-Free Sport	-	8	8	1%
LTU-NADO	Lithuanian Anti-Doping Agency	-	7	7	1%
FINCIS/FINADA	Finnish Center for Integrity in Sports/Finnish Anti-Doping Agency	-	7	7	1%
SI	Sport Ireland	-	6	6	0.6%
HUNADO	Hungarian Anti-Doping Agency	-	4	4	0.4%
LAT-NADO	Anti-Doping department of State Sports Medicine Centre	-	3	3	0.3%
KADA	Korea Anti-Doping Agency	-	3	3	0.3%
USADA	US Anti-Doping Agency	-	2	2	0.2%
ADAS	Anti-Doping Agency of Serbia	-	2	2	0.2%
CITA	Croatian Institute for Toxicology and Anti-Doping	-	2	2	0.2%
TADC	Turkish Anti Doping Commission	-	2	2	0.2%
AMADA	Azerbaijan National Anti-Doping Agency	-	1	1	0.1%
Totals		8	1075	1083	

Table 31: 2017 ABP Testing Figures - ASOIF Sport - Rugby Union

ADAMS Code	Testing Authority (TA)	IC	OOB	Total	%
World Rugby	World Rugby	-	186	186	82%
AFLD-NADO	French Anti-Doping Agency	10	17	27	12%
NADO ITALIA	Italian National Anti-Doping Agency	-	10	10	4%
USADA	US Anti-Doping Agency	-	3	3	1%
Totals		10	216	226	

Table 32: 2017 ABP Testing Figures - ASOIF Sport - Sailing

ADAMS Code	Testing Authority (TA)	IC	OOC	Total	%
ADoP	Portugal Anti-Doping Agency	1	4	5	6%
AFLD-NADO	French Anti-Doping Agency	-	1	1	1%
Totals		1	5	6	

Table 33: 2017 ABP Testing Figures - ASOIF Sport - Shooting

ADAMS Code	Testing Authority (TA)	IC	OOC	Total	%
-	-	-	-	-	-
Totals		0	0	0	

Table 34: 2017 ABP Testing Figures - ASOIF Sport - Table Tennis

ADAMS Code	Testing Authority (TA)	IC	OOC	Total	%
-	-	-	-	-	-
Totals		0	0	0	

Table 35: 2017 ABP Testing Figures - ASOIF Sport - Taekwondo

ADAMS Code	Testing Authority (TA)	IC	OOC	Total	%
ASADA	Australian Sports Anti-Doping Authority	-	11	11	50%
AFLD-NADO	French Anti-Doping Agency	-	8	8	36%
ADNO	Anti-Doping Norway	-	3	3	14%
Totals		0	22	22	

Table 36: 2017 ABP Testing Figures - ASOIF Sport - Tennis

ADAMS Code	Testing Authority (TA)	IC	OOC	Total	%
ITF	International Tennis Federation	230	818	1048	97%
UKAD	UK Anti-Doping	-	13	13	1%
USADA	US Anti-Doping Agency	-	6	6	1%
NADA Austria	National Anti-Doping Agency Austria GmbH	-	4	4	0.4%
ESP-NADO	Spain National Anti-Doping Agency	-	4	4	0.4%
ADD	Anti-Doping Denmark	-	2	2	0.2%
CMA Monaco	Monaco Anti-Doping Committee	-	1	1	0.1%
ADCH	Antidoping Switzerland	-	1	1	0.1%
Totals		230	849	1,079	

Table 37: 2017 ABP Testing Figures - ASOIF Sport - Triathlon

ADAMS Code	Testing Authority (TA)	IC	OOC	Total	%
ITU	International Triathlon Union	-	148	148	20%
NADA	German National Anti-Doping Agency	-	69	69	9%
UKAD	UK Anti-Doping	-	59	59	8%
ESP-NADO	Spain National Anti-Doping Agency	9	42	51	7%
ADCH	Antidoping Switzerland	-	48	48	7%
NADOF	NADO Flanders	-	42	42	6%
CHINADA	China Anti-Doping Agency	4	34	38	5%
ASADA	Australian Sports Anti-Doping Authority	-	33	33	5%
ADD	Anti-Doping Denmark	-	28	28	4%
AFLD-NADO	French Anti-Doping Agency	9	16	25	3%
RF	Swedish Sports Confederation	-	23	23	3%
ADNO	Anti-Doping Norway	-	22	22	3%
FINCIS/FINADA	Finnish Center for Integrity in Sports/Finnish Anti-Doping Agency	-	20	20	3%
DFSNZ	Drug Free Sport New Zealand	-	20	20	3%
NADA Austria	National Anti-Doping Agency Austria GmbH	-	19	19	3%
CCES	Canadian Centre for Ethics in Sport	-	16	16	2%
BEL-CFWB	French Community of Belgium NADO	-	11	11	2%
SAIDS	South African Institute for Drug-Free Sport	-	9	9	1%
ADAN	Netherlands Anti-Doping Authority	-	8	8	1%
RUSADA	Russian National Anti-Doping Organization	-	7	7	1%
NADO ITALIA	Italian National Anti-Doping Agency	-	7	7	1%
USADA	US Anti-Doping Agency	-	6	6	1%
EADA	Estonian Anti-Doping Agency	-	6	6	1%
SI	Sport Ireland	-	5	5	1%
COL-NADO	Colombian NADO	-	3	3	0.4%
BSADA	Bermuda Sport Anti- Doping Authority	-	3	3	0.4%
JADA	Japan Anti-Doping Agency	-	3	3	0.4%
ADoP	Portugal Anti-Doping Agency	-	2	2	0.3%
COCOM	Common Community Commission (Brussels)	-	1	1	0.1%
AMADA	Azerbaijan National Anti-Doping Agency	-	1	1	0.1%
Totals		22	711	733	

Table 38: 2017 ABP Testing Figures - ASOIF Sport - Volleyball

ADAMS Code	Testing Authority (TA)	IC	OOC	Total	%
AFLD-NADO	French Anti-Doping Agency	-	10	10	100%
Totals		0	10	10	

Table 39: 2017 ABP Testing Figures - ASOIF Sport - Weightlifting

ADAMS Code	Testing Authority (TA)	IC	OOC	Total	%
USADA	US Anti-Doping Agency	-	60	60	73%
ASADA	Australian Sports Anti-Doping Authority	-	14	14	17%
HUNADO	Hungarian Anti-Doping Agency	-	4	4	5%
ADD	Anti-Doping Denmark	-	1	1	1%
NADA Austria	National Anti-Doping Agency Austria GmbH	-	1	1	1%
CCES	Canadian Centre for Ethics in Sport	-	1	1	1%
COL-NADO	Colombian NADO	-	1	1	1%
Totals		0	82	82	

Table 40: 2017 ABP Testing Figures - ASOIF Sport - Wrestling

ADAMS Code	Testing Authority (TA)	IC	OOC	Total	%
RF	Swedish Sports Confederation	-	20	20	29%
USADA	US Anti-Doping Agency	-	16	16	23%
ADNO	Anti-Doping Norway	-	9	9	13%
UWW	United World Wrestling	5	1	6	9%
COL-NADO	Colombian NADO	-	5	5	7%
ASADA	Australian Sports Anti-Doping Authority	-	4	4	6%
ADD	Anti-Doping Denmark	-	4	4	6%
HUNADO	Hungarian Anti-Doping Agency	-	2	2	3%
BUL-NADO	Bulgarian Anti-doping Center	-	1	1	1%
AMADA	Azerbaijan National Anti-Doping Agency	1		1	1%
LTU-NADO	Lithuanian Anti-Doping Agency	-	1	1	1%
Totals		6	63	69	

Table 41: 2017 ABP Testing Figures - AIOWF Sport - Biathlon

ADAMS Code	Testing Authority (TA)	IC	OOC	Total	%
IBU	International Biathlon Union	-	741	741	55%
NADA	German National Anti-Doping Agency	-	159	159	12%
RUSADA	Russian National Anti-Doping Organization	8	84	92	7%
ADNO	Anti-Doping Norway	-	64	64	5%
RF	Swedish Sports Confederation	-	60	60	4%
ADCH	Antidoping Switzerland	-	50	50	4%
KAZ-NADO	Kazakhstan National Anti-Doping Centre	22	13	35	3%
NADA Austria	National Anti-Doping Agency Austria GmbH	-	26	26	2%
FINCIS/FINADA	Finnish Center for Integrity in Sports/Finnish Anti-Doping Agency	-	22	22	2%
CCES	Canadian Centre for Ethics in Sport	-	16	16	1%
POLADA	Polish Anti-Doping Agency	-	15	15	1%
AFLD-NADO	French Anti-Doping Agency	-	12	12	1%
NADO ITALIA	Italian National Anti-Doping Agency	-	12	12	1%
USADA	US Anti-Doping Agency	-	11	11	1%
EADA	Estonian Anti-Doping Agency	-	10	10	1%
UKAD	UK Anti-Doping	-	5	5	0.4%
LAT-NADO	Anti-Doping department of State Sports Medicine Centre	-	4	4	0.3%
ASADA	Australian Sports Anti-Doping Authority	-	3	3	0.2%
LTU-NADO	Lithuanian Anti-Doping Agency	-	3	3	0.2%
SADA	Slovak Anti-Doping Agency	-	2	2	0.1%
KADA	Korea Anti-Doping Agency	-	2	2	0.1%
CADC	Czech Anti-Doping Committee	-	2	2	0.1%
Totals		30	1316	1346	

Table 42: 2017 ABP Testing Figures - AIOWF Sport - Bobsleigh

ADAMS Code	Testing Authority (TA)	IC	OOC	Total	%
ADCH	Antidoping Switzerland	-	40	40	57%
USADA	US Anti-Doping Agency	-	17	17	24%
ASADA	Australian Sports Anti-Doping Authority	-	5	5	7%
AFLD-NADO	French Anti-Doping Agency	-	3	3	4%
NADA Austria	National Anti-Doping Agency Austria GmbH	-	2	2	3%
IBSF	International Bobsleigh and Skeleton Federation	-	2	2	3%
NADOF	NADO Flanders	-	1	1	1%
Totals		0	70	70	

Table 43: 2017 ABP Testing Figures - AIOWF Sport - Curling

ADAMS Code	Testing Authority (TA)	IC	OOC	Total	%
-	-	-	-	-	-
Totals		0	0	0	

Table 44: 2017 ABP Testing Figures - AIOWF Sport - Ice Hockey

ADAMS Code	Testing Authority (TA)	IC	OOB	Total	%
IIHF	International Ice Hockey Federation	-	24	24	60%
NADA Austria	National Anti-Doping Agency Austria GmbH	-	8	8	20%
HUNADO	Hungarian Anti-Doping Agency	8	-	8	20%
Totals		8	32	40	

Table 45: 2017 ABP Testing Figures - AIOWF Sport - Luge

ADAMS Code	Testing Authority (TA)	IC	OOB	Total	%
USADA	US Anti-Doping Agency	-	2	2	5%
ADCH	Antidoping Switzerland	-	1	1	3%
ASADA	Australian Sports Anti-Doping Authority	-	1	1	3%
Totals		0	4	4	

Table 46: 2017 ABP Testing Figures - AIOWF Sport - Skating

ADAMS Code	Testing Authority (TA)	IC	OOB	Total	%
ISU	International Skating Union	538	479	1017	63%
ADAN	Netherlands Anti-Doping Authority	1	97	98	6%
NADA	German National Anti-Doping Agency	-	85	85	5%
ADNO	Anti-Doping Norway	2	51	53	3%
CCES	Canadian Centre for Ethics in Sport	-	42	42	3%
ASADA	Australian Sports Anti-Doping Authority	-	36	36	2%
RUSADA	Russian National Anti-Doping Organization	-	34	34	2%
USADA	US Anti-Doping Agency	-	33	33	2%
FINCIS/FINADA	Finnish Center for Integrity in Sports/Finnish Anti-Doping Agency	-	30	30	2%
CHINADA	China Anti-Doping Agency	3	26	29	2%
POLADA	Polish Anti-Doping Agency	3	25	28	2%
HUNADO	Hungarian Anti-Doping Agency	-	26	26	2%
JADA	Japan Anti-Doping Agency	-	26	26	2%
RF	Swedish Sports Confederation	-	15	15	1%
NADO ITALIA	Italian National Anti-Doping Agency	-	13	13	1%
KAZ-NADO	Kazakhstan National Anti-Doping Centre	12	-	12	1%
ADCH	Antidoping Switzerland	-	8	8	0.5%
EADA	Estonian Anti-Doping Agency	-	7	7	0.4%
ADD	Anti-Doping Denmark	-	6	6	0.4%
AFLD-NADO	French Anti-Doping Agency	-	5	5	0.3%
KADA	Korea Anti-Doping Agency	-	3	3	0.2%
NADA Austria	National Anti-Doping Agency Austria GmbH	-	2	2	0.1%
NADOF	NADO Flanders	-	1	1	0.1%
Totals		559	1050	1,609	

Table 47: 2017 ABP Testing Figures - AIOWF Sport - Skiing

2017 Anti-Doping Testing Figures
Samples Analyzed and Reported by Accredited Laboratories in ADAMS

ADAMS Code	Testing Authority (TA)	IC	OOC	Total	%
FIS	International Ski Federation	47	1033	1080	45%
ADNO	Anti-Doping Norway	-	251	251	10%
NADA	German National Anti-Doping Agency	-	232	232	10%
RUSADA	Russian National Anti-Doping Organization	-	174	174	7%
RF	Swedish Sports Confederation	2	154	156	6%
FINCIS/FINADA	Finnish Center for Integrity in Sports/Finnish Anti-Doping Agency	2	128	130	5%
ADCH	Antidoping Switzerland	-	114	114	5%
AFLD-NADO	French Anti-Doping Agency	-	51	51	2%
NADA Austria	National Anti-Doping Agency Austria GmbH	-	40	40	2%
KAZ-NADO	Kazakhstan National Anti-Doping Centre	-	37	37	2%
ASADA	Australian Sports Anti-Doping Authority	-	35	35	1%
USADA	US Anti-Doping Agency	-	25	25	1%
CCES	Canadian Centre for Ethics in Sport	3	19	22	1%
EADA	Estonian Anti-Doping Agency	-	20	20	1%
NADO ITALIA	Italian National Anti-Doping Agency	-	13	13	1%
ESP-NADO	Spain National Anti-Doping Agency	-	9	9	0.4%
POLADA	Polish Anti-Doping Agency	-	8	8	0.3%
UKAD	UK Anti-Doping	-	8	8	0.3%
SLOADO	Slovenian Antidoping Organization	-	4	4	0.2%
JADA	Japan Anti-Doping Agency	-	4	4	0.2%
ADD	Anti-Doping Denmark	-	3	3	0.1%
HUNADO	Hungarian Anti-Doping Agency	-	2	2	0.1%
LAT-NADO	Anti-Doping department of State Sports Medicine Centre	-	2	2	0.1%
LTU-NADO	Lithuanian Anti-Doping Agency	-	2	2	0.1%
KADA	Korea Anti-Doping Agency	-	1	1	0.04%
AGAD	Andorra National Anti-Doping Commission	-	1	1	0.04%
Totals		54	2,370	2,424	

Table 48: Total 2017 ABP Testing Figures - ARISF Sports

American Football					
ADAMS Code	Testing Authority (TA)	IC	OOC	Total	%
CCES	Canadian Centre for Ethics in Sport	3	-	3	100%
Totals		3	0	3	
Cricket					
ADAMS Code	Testing Authority (TA)	IC	OOC	Total	%
ASADA	Australian Sports Anti-Doping Authority	-	24	24	100%
Totals		0	24	24	
Life Saving					
ADAMS Code	Testing Authority (TA)	IC	OOC	Total	%
ASADA	Australian Sports Anti-Doping Authority	-	18	18	100%
Totals		0	18	18	
Motorcycling					
ADAMS Code	Testing Authority (TA)	IC	OOC	Total	%
FIM	International Motorcycling Federation	12	-	12	55%
USADA	US Anti-Doping Agency	-	10	10	45%
Totals		12	10	22	
Mountaineering and Climbing					
ADAMS Code	Testing Authority (TA)	IC	OOC	Total	%
NADA	German National Anti-Doping Agency	-	1	1	50%
ADCH	Antidoping Switzerland	-	1	1	50%
Totals		0	2	2	
Muaythai					
ADAMS Code	Testing Authority (TA)	IC	OOC	Total	%
RF	Swedish Sports Confederation	-	16	16	100%
Totals		0	16	16	
Netball					
ADAMS Code	Testing Authority (TA)	IC	OOC	Total	%
ASADA	Australian Sports Anti-Doping Authority	-	2	2	100%
Totals		0	2	2	

Table 48: Total 2017 ABP Testing Figures - ARISF Sports - continued

Orienteering					
ADAMS Code	Testing Authority (TA)	IC	OOB	Total	%
IOF	International Orienteering Federation	-	22	22	28%
ADNO	Anti-Doping Norway	-	18	18	23%
RF	Swedish Sports Confederation	-	12	12	15%
ADD	Anti-Doping Denmark	-	12	12	15%
ADCH	Antidoping Switzerland	-	12	12	15%
AFLD-NADO	French Anti-Doping Agency	-	2	2	3%
FINCIS/FINADA	Finnish Center for Integrity in Sports/Finnish Anti-Doping Agency	-	1	1	1%
Totals		0	79	79	
Powerboating					
ADAMS Code	Testing Authority (TA)	IC	OOB	Total	%
UIM	International Powerboating Union	2	-	2	100%
Totals		2	0	2	
Roller Sports					
ADAMS Code	Testing Authority (TA)	IC	OOB	Total	%
WSK	World Skate	-	18	18	40%
COL-NADO	Colombian NADO	-	7	7	16%
ADoP	Portugal Anti-Doping Agency	-	1	1	2%
NADOF	NADO Flanders	-	1	1	2%
ADCH	Antidoping Switzerland	-	1	1	2%
NADO ITALIA	Italian National Anti-Doping Agency	-	1	1	2%
Totals		0	29	29	
Ski-Mountaineering					
ADAMS Code	Testing Authority (TA)	IC	OOB	Total	%
ISMF	International Ski Mountaineering Federation	-	19	19	42%
NADA	German National Anti-Doping Agency	-	11	11	24%
ADCH	Antidoping Switzerland	-	9	9	20%
NADO ITALIA	Italian National Anti-Doping Agency	-	6	6	13%
Totals		0	45	45	
Squash					
ADAMS Code	Testing Authority (TA)	IC	OOB	Total	%
WSF	World Squash Federation	-	5	5	71%
UKAD	UK Anti-Doping	-	2	2	29%
Totals		-	7	7	
Underwater Sports					
ADAMS Code	Testing Authority (TA)	IC	OOB	Total	%
CMAS	World Underwater Federation	-	26	26	100%
Totals		0	26	26	

Table 49: Total 2017 ABP Testing Figures - AIMS Sports

Bodybuilding

ADAMS Code	Testing Authority (TA)	IC	OOC	Total	%
NADOF	NADO Flanders	-	1	1	100%
Totals		0	1	1	

Kickboxing

ADAMS Code	Testing Authority (TA)	IC	OOC	Total	%
HUNADO	Hungarian Anti-Doping Agency	-	8	8	62%
ADNO	Anti-Doping Norway	-	4	4	31%
RF	Swedish Sports Confederation	-	1	1	8%
Totals		0	13	13	

Powerlifting

ADAMS Code	Testing Authority (TA)	IC	OOC	Total	%
NADOF	NADO Flanders	-	2	2	50%
ADD	Anti-Doping Denmark	-	2	2	50%
Totals		0	4	4	

Table 50: Total 2017 ABP Testing Figures - IPC Sports

Alpine Skiing

Discipline	ADAMS Code	Testing Authority (TA)	IC	OOB	Total	%
Para-Alpine Skiing	USADA	US Anti-Doping Agency	-	1	1	6%
			0	1	1	

Aquatics

Discipline	ADAMS Code	Testing Authority (TA)	IC	OOB	Total	%
Para-Swimming	ADNO	Anti-Doping Norway	-	5	5	29%
	COL-NADO	Colombian NADO	-	5	5	29%
	ASADA	Australian Sports Anti-Doping Authority	3	1	4	24%
	ADD	Anti-Doping Denmark	-	1	1	6%
	ESP-NADO	Spain National Anti-Doping Agency	-	1	1	6%
	DFSNZ	Drug Free Sport New Zealand	-	1	1	6%
			3	14	17	

Athletics

Discipline	ADAMS Code	Testing Authority (TA)	IC	OOB	Total	%
IPC Long Distance 3000m+ (R)	ESP-NADO	Spain National Anti-Doping Agency	-	3	3	3%
	IPC	International Paralympic Committee	-	31	31	35%
	ADCH	Antidoping Switzerland	-	14	14	16%
	SI	Sport Ireland	-	10	10	11%
	COL-NADO	Colombian NADO	-	10	10	11%
	CCES	Canadian Centre for Ethics in Sport	-	7	7	8%
	UKAD	UK Anti-Doping	-	5	5	6%
	ESP-NADO	Spain National Anti-Doping Agency	-	4	4	5%
	BEL-CFWB	French Community of Belgium NADO	-	1	1	1%
	USADA	US Anti-Doping Agency	-	1	1	1%
	ADD	Anti-Doping Denmark	-	1	1	1%
	DFSNZ	Drug Free Sport New Zealand	-	1	1	1%
			0	88	88	

Biathlon

Discipline	ADAMS Code	Testing Authority (TA)	IC	OOB	Total	%
Para-Biathlon	RUSADA	Russian National Anti-Doping Organization	-	2	2	67%
	IPC	International Paralympic Committee	-	1	1	33%
			0	3	3	

Cross-Country Skiing

Discipline	ADAMS Code	Testing Authority (TA)	IC	OOB	Total	%
Para-Cross Country Skiing	IPC	International Paralympic Committee	-	110	110	95%
	CCES	Canadian Centre for Ethics in Sport	-	3	3	3%
	JADA	Japan Anti-Doping Agency	-	2	2	2%
	USADA	US Anti-Doping Agency	-	1	1	1%
			0	116	116	

Ice Hockey

Discipline	ADAMS Code	Testing Authority (TA)	IC	OOB	Total	%
Para-Ice Hockey	NADO ITALIA	Italian National Anti-Doping Agency	-	18	18	100%
			0	18	18	

Table 51: Total 2017 ABP Testing Figures - Sports for Athletes with an Impairment

Aquatics

Sport or Discipline	ADAMS Code	Testing Authority (TA)	IC	OOB	Total	%
CISS Swimming Middle Distance 200-400m	RUSADA	Russian National Anti-Doping Organization	-	1	1	50%
	LTU-NADO	Lithuanian Anti-Doping Agency	-	1	1	50%
Totals			0	2	2	

Athletics

Sport or Discipline	ADAMS Code	Testing Authority (TA)	IC	OOB	Total	%
CISS Long Distance 3000m and greater	AFLD-NADO	French Anti-Doping Agency	-	4	4	3%
	IBSA	International Blind Sport Association	-	1	1	1%
	RUSADA	Russian National Anti-Doping Organization	-	1	1	1%
CISS Middle Distance 800-1500m	IAAF - AIU	IAAF - Athletics Integrity Unit	1	-	1	1%
	RUSADA	Russian National Anti-Doping Organization	-	1	1	1%
INAS Long Distance 3000m and greater	IBSA	International Blind Sport Association	-	1	1	1%
				1	9	10

Boccia

Sport or Discipline	ADAMS Code	Testing Authority (TA)	IC	OOB	Total	%
Para-Boccia	ADoP	Portugal Anti-Doping Agency	-	2	2	100%
Totals			0	2	2	

Canoe/Kayak

Sport or Discipline	ADAMS Code	Testing Authority (TA)	IC	OOB	Total	%
Para-Canoe Sprint	ASADA	Australian Sports Anti-Doping Authority	-	1	1	100%
Totals			0	1	1	

Cycling

Discipline	ADAMS Code	Testing Authority (TA)	IC	OOB	Total	%
Para-Cycling**	ADCH	Antidoping Switzerland	-	16	16	13%
	SI	Sport Ireland	-	22	22	17%
	UCI	International Cycling Union	-	20	20	16%
Para-Cycling Road**	NADO ITALIA	Italian National Anti-Doping Agency	-	10	10	8%
	COL-NADO	Colombian NADO	-	10	10	8%
	ADCH	Antidoping Switzerland	-	7	7	5%
	BEL-CFWB	French Community of Belgium NADO	-	7	7	5%
	ESP-NADO	Spain National Anti-Doping Agency	-	4	4	3%
	UKAD	UK Anti-Doping	-	2	2	2%
	NADOF	NADO Flanders	-	2	2	2%
	ADD	Anti-Doping Denmark	-	1	1	1%
	CCES	Canadian Centre for Ethics in Sport	-	1	1	1%
	Para-Cycling Track Endurance**	UKAD	UK Anti-Doping	-	6	6
UCI		International Cycling Union	-	3	3	2%
ESP-NADO		Spain National Anti-Doping Agency	-	2	2	2%
ADD		Anti-Doping Denmark	-	1	1	1%
Para-Cycling Track Sprint**	ASADA	Australian Sports Anti-Doping Authority	-	1	1	1%
	ESP-NADO	Spain National Anti-Doping Agency	-	5	5	4%
	UKAD	UK Anti-Doping	-	4	4	3%
	UCI	International Cycling Union	-	3	3	2%
	ASADA	Australian Sports Anti-Doping Authority	-	1	1	1%
			0	128	128	

Table 51: Total 2017 ABP Testing Figures - Sports for Athletes with an Impairment (continued)

Football

Sport or Discipline	ADAMS Code	Testing Authority (TA)	IC	OOB	Total	%
INAS Futsal	ADoP	Portugal Anti-Doping Agency	-	1	1	100%
Totals			0	1	1	

Rowing

Discipline	ADAMS Code	Testing Authority (TA)	IC	OOB	Total	%
Para-Rowing**	FISA	International Rowing Federation	-	9	9	35%
	UKAD	UK Anti-Doping	-	6	6	23%
	NADO ITALIA	Italian National Anti-Doping Agency	-	4	4	15%
	ADNO	Anti-Doping Norway	-	3	3	12%
	AFLD-NADO	French Anti-Doping Agency	-	2	2	8%
	ASADA	Australian Sports Anti-Doping Authority	-	2	2	8%
Totals			0	26	26	

Skiing

Sport or Discipline	ADAMS Code	Testing Authority (TA)	IC	OOB	Total	%
CISS Cross Country Skiing	LTU-NADO	Lithuanian Anti-Doping Agency	-	1	1	100%
Totals			0	1	1	

Tennis

Discipline	ADAMS Code	Testing Authority (TA)	IC	OOB	Total	%
Wheelchair Tennis**	ITF	International Tennis Federation	-	79	79	94%
	UKAD	UK Anti-Doping	-	5	5	6%
Totals			0	84	84	

Triathlon

Discipline	ADAMS Code	Testing Authority (TA)	IC	OOB	Total	%
Para-Triathlon**	ITU	International Triathlon Union	-	10	10	42%
	UKAD	UK Anti-Doping	-	8	8	33%
	ESP-NADO	Spain National Anti-Doping Agency	-	4	4	17%
	SI	Sport Ireland	-	1	1	4%
	AFLD-NADO	French Anti-Doping Agency	-	1	1	4%
Totals			0	24	24	

** Sports and disciplines under the governance of the respective ASOIF IFs.

Table 52: Total 2017 ABP Testing Figures - Other Sports - Code Signatories

Rugby League

Discipline	ADAMS Code	Testing Authority (TA)	IC	OOB	Total	%
-	DFSNZ	Drug Free Sport New Zealand	-	5	5	83%
-	ASADA	Australian Sports Anti-Doping Authority	-	1	1	17%
Totals			0	6	6	

Ironman Triathlon

Discipline	ADAMS Code	Testing Authority (TA)	IC	OOB	Total	%
-	WTC	World Triathlon Corporation	-	330	330	68%
-	NADA	German National Anti-Doping Agency	-	114	114	24%
-	ADD	Anti-Doping Denmark	-	14	14	3%
-	ASADA	Australian Sports Anti-Doping Authority	-	7	7	1%
-	ADCH	Antidoping Switzerland	-	7	7	1%
-	USADA	US Anti-Doping Agency	-	5	5	1%
-	SAIDS	South African Institute for Drug-Free Sport	-	2	2	0.4%
-	FINCIS/FINADA	Finnish Center for Integrity in Sports/Finnish Ant	-	1	1	0.2%
-	AFLD-NADO	French Anti-Doping Agency	-	1	1	0.2%
-	BSADA	Bermuda Sport Anti- Doping Authority	-	1	1	0.2%
Totals			0	482	482	

Table 53: Total 2017 ABP Testing Figures - Other Sports - non-Code Signatories

Aquatics

Discipline	ADAMS Code	Testing Authority (TA)	IC	OOB	Total	%
University Open Water	ADoP	Portugal Anti-Doping Agency	-	2	2	50%
University Swimming Middle Distance 200-400m	ADD	Anti-Doping Denmark	-	1	1	25%
University Swimming Sprint 100m or less	AFLD-NADO	French Anti-Doping Agency	-	1	1	25%
			0	4	4	

Australian Rules Football

Discipline	ADAMS Code	Testing Authority (TA)	IC	OOB	Total	%
-	ASADA	Australian Sports Anti-Doping Authority	-	153	153	100%
			0	153	153	

Biathlon

Discipline	ADAMS Code	Testing Authority (TA)	IC	OOB	Total	%
Military Biathlon	IBU	International Biathlon Union	-	1	1	100%
			0	1	1	

Discipline	ADAMS Code	Testing Authority (TA)	IC	OOB	Total	%
Professional Boxing	ADNO	Anti-Doping Norway	4	21	25	89%
	USADA	US Anti-Doping Agency	-	3	3	11%
			4	24	28	

Table 53: Total 2017 ABP Testing Figures - Other Sports - non-Code Signatories (continued)

Budo

Discipline	ADAMS Code	Testing Authority (TA)	IC	OOB	Total	%
-	RF	Swedish Sports Confederation	-	1	1	100%
			0	1	1	

Cycling

Discipline	ADAMS Code	Testing Authority (TA)	IC	OOB	Total	%
University Mountain Bike	ADAN	Netherlands Anti-Doping Authority	-	1	1	4%
Military Track Endurance	ABCD	Brasilian Authority on Anti-Doping Control	-	1	1	4%
			0	2	2	

Football

Discipline	ADAMS Code	Testing Authority (TA)	IC	OOB	Total	%
College	ADoP	Portugal Anti-Doping Agency	-	1	1	100%
			0	1	1	

Mixed Martial Arts

Discipline	ADAMS Code	Testing Authority (TA)	IC	OOB	Total	%
-	USADA	US Anti-Doping Agency	2	436	438	97%
	RF	Swedish Sports Confederation	-	13	13	3%
		Totals	2	449	451	

Skating

Discipline	ADAMS Code	Testing Authority (TA)	IC	OOB	Total	%
Military Speed Skating greater than 1500m	NADA	US Anti-Doping Agency	-	2	2	67%
Military Speed Skating 1500m or less	NADA	US Anti-Doping Agency	-	1	1	33%
			0	3	3	

Ultimate Fighting

Discipline	ADAMS Code	Testing Authority (TA)	IC	OOB	Total	%
-	USADA	US Anti-Doping Agency	-	4	4	100%
			0	4	4	

School Sports

Discipline	ADAMS Code	Testing Authority (TA)	IC	OOB	Total	%
Skiing Cross Country	LTU-NADO	Lithuanian Anti-Doping Agency	-	1	1	50%
Swimming Sprint 100m or less	ESP-NADO	Spain National Anti-Doping Agency	-	1	1	50%
		Totals	0	2	2	

Skyrunning(R)

Discipline	ADAMS Code	Testing Authority (TA)	IC	OOB	Total	%
-	RUSADA	Russian National Anti-Doping Organization	1	-	1	100%
			1	0	1	